

2013

2014 04 14

2014 04 14

10

0.20

0

(

)

.....	2
.....	6
.....	8
.....	10
.....	29
.....	36
.....	42
.....	50
.....	55
.....	57
.....	162

1

2

3

4

			002313
	SUNSEA Telecommunications Co., Ltd.		
	SUNSEA		
	1 107		
	518057		
	1 107		
	518057		
	www.sunseagroup.com		
	pengjian@sunseagroup.com		

	1 107	1 107
	0755-26616666 86185752	0755-86185752
	0755-26030222	0755-26030222-3218
	pengjian@sunseagroup.com	fanglingling@sunseagroup.com

	www.cninfo.com.cn

	2003 11 14		110455	440301754271093	75427109-3
	2013 10 24		440301501132494	440301754271093	75427109-3

	()
	8 7 5-11

	8		2012.7-2013.12

	-27,080,162.33	3,802,779.25	3,739,649.57	--
--	----------------	--------------	--------------	----

1 —

1 —

2013
 8 “ ”
 “ 2015
 3G/LTE 32.5%
 50%
 20M 4M ” “2020 ”
 12 4G 2011
 FTTH
 LTE 2013
 3G 4G
 LTE
 FTTH
 OEM ODN

1

1

	2013	2012	(%)
	2,079,223,758.25	1,925,097,203.29	8.01%
	1,436,702,993.48	1,290,507,585.30	11.33%
	219,680,146.20	216,813,635.21	1.32%
	259,133,233.93	170,510,035.92	51.98%
	16,196,966.57	2,106,303.61	668.98%
	106,129,422.90	75,954,041.27	39.73%
	-385,820,808.48	-147,501,024.45	161.57%

2013

4G

2013

2013 12

2

2013

10

2014

“ ODN ”

2013

ODN

FTTH

FTTH

10

20%

2

2013

4G

1

3

4

BT “ - ” BOT “ - - ”
4G

		2013	2012	%
		130,488.5	149,383.96	-12.65%
		107,388.82	98,956.8	8.52%
		63,299.98	34,623.08	82.83%

30%

1

2

3

		1,575,680,114.76
	%	75.78%

5

			%
1		722,359,020.18	34.74%
2		469,586,198.46	22.58%
3		335,890,717.53	16.15%
4		27,804,857.76	1.34%
5	Buana Selaras Globalindo, PT	20,039,320.83	0.96%
	—	1,575,680,114.76	75.78%

3

		2013		2012		(%)
			%		%	
		695,656,158.34	48.67%	771,568,233.61	59.98%	-9.84%
		178,776,709.69	12.51%	191,991,224.58	14.92%	-6.88%
		554,803,685.52	38.82%	322,962,193.43	25.1%	71.79%

		2013		2012		(%)
			%		%	
		644,983,800.53	45.12%	743,165,358.09	57.77%	-13.21%
		110,461,316.81	7.73%	110,513,605.83	8.59%	-0.05%
		81,674,101.98	5.71%	112,349,059.08	8.73%	-27.30%
		50,672,357.81	3.55%	28,402,875.52	2.21%	78.41%
		68,315,392.88	4.78%	81,477,618.75	6.33%	-16.15%
		452,294,993.41	31.65%	195,263,247.95	15.18%	131.63%
		20,834,590.13	1.46%	15,349,886.40	1.19%	35.73%

	150,839,076.58
%	10.86%

5

			%
1		62,461,503.10	4.50%
2		29,603,393.12	2.13%
3		23,749,111.71	1.71%
4		18,711,113.78	1.35%
5		16,313,954.87	1.17%
	—	150,839,076.58	10.86%

4

	2013	2012	(%)
	219,680,146.20	216,813,635.21	1.32%
	259,133,233.93	170,510,035.92	51.98%
	16,196,966.57	2,106,303.61	668.98%
	21,615,064.73	29,346,532.76	-26.35%

1

2

5

	2013	2012	(%)
	106,129,422.90	75,954,041.27	39.73%
(%)	5.10%	3.95%	1.15%
(%)	4.69%	3.55%	1.14%

4G

TCO

4G

ODN

ODN

6

	2013	2012	%
	1,986,136,416.55	2,015,796,568.65	-1.47%
	2,371,957,225.03	2,163,297,593.10	9.65%
	-385,820,808.48	-147,501,024.45	161.57%
	210,370.33	9,042,894.65	-97.67%
	210,068,362.40	319,811,571.14	-34.31%
	-209,857,992.07	-310,768,676.49	-32.47%
	936,132,547.40	1,221,273,691.53	-23.35%
	784,878,195.97	280,910,583.73	179.4%
	151,254,351.43	940,363,107.80	-83.92%

	-445,443,558.55	482,175,784.69	-192.38%
--	-----------------	----------------	----------

30%

1

2

3

		(%)	%
--	--	-----	---

	2013		2012		%	
		%		%		
	349,931,323.77	8.84%	748,176,318.34	23.25%	-14.41%	
	1,295,853,372.11	32.75%	931,061,724.32	28.94%	3.81%	
	1,216,205,634.76	30.74%	711,487,639.20	22.11%	8.63%	
	523,699,534.90	13.24%	264,992,555.32	8.24%	5%	
	33,642,034.73	0.85%	182,811,602.17	5.68%	-4.83%	
	72,852,878.53	1.84%	54,523,995.89	1.69%	0.15%	

2

	2013		2012		%	
		%		%		
	467,531,933.50	11.82%	208,328,929.05	6.48%	5.34%	
	761,053,266.07	19.24%	473,419,455.33	14.71%	4.53%	
	112,018,037.20	2.83%	70,021,210.61	2.18%	0.65%	

3

ICT 2013

95 88 24 6

16 “ ” “

”

1

1

		%
66,938,000.00	134,972,000.00	-50.41%
		%
		52.2843%
		52.2843%
		51%
		52.2843%
		100%
		100%

2

1

	77,146
	38,705.27
	59,402.23
	0
2012 6 15	(A)4,000 1.00

	20.00	80,000	2,854	
77,146		39,909.57		2,020.25
		735.96	6.46	

2

	(2012 6 30)	
	10,973.84	2012 7 17
		10,973.84 2012 7 18
	2012 8 3	2012
		15,000 6
	2012 8 3	2013 2 2
	15,000	2013 1 29
		2013 2 21
	30,000	2013 2 21
	2014 2 20	2014 2 20
		30,000
	2014 3 10	2014
		2014 1 31
	9,469.17	1,032.99
		11,947.08
		2,477.91
		•
		2014-013
	2014	2014 1 31
	11,947.08	

3

		(1)	(2)	(%) (3)=(2)/(1)				
ODN	ODN	50,700	33,169.82	50,212.09	99.04%	2013 12 31	404.62	
PLC	PLC	21,727	6,316.75	9,691.4	44.61%	2013 12 31	77.07	
		4,719	423	1,518.99	32.19%	2013 12 31		
	--	77,146	39,909.57	61,422.48	--	--	481.69	--
()			2012 10 24	2012			"ODN"	"

	5	2013	2012-064	2013	9
		2013-068			
()					

3

				8992.09	240,492,981.57	103,510,415.90	4,005,006.04	-1,074,273.57	-222,274.78
				5000	86,295,623.34	74,721,444.06	109,903,813.28	163,288.88	703,601.42
				3000	892,344,803.24	12,498,863.54	173,872,582.33	-17,843,081.44	-12,432,142.68
				33824.6418	933,206,337.21	611,073,074.32	258,636,512.30	48,243,959.17	44,369,580.02
				0.129	33,416.00	6,433.47	7,799.70	7,704.76	6,433.47
			PLC	1800	116,085,628.36	82,431,969.17	3,407,263.17	-22,839,080.64	-18,952,514.94
			ODN	2500	17,199,750.51	14,599,162.91	4,154,784.28	-6,445,718.17	-4,179,967.32
				500	49,388,737.01	33,501,675.82	56,959,701.56	14,918,694.49	15,501,675.82
				2000	37,494,954.95	16,783,261.69	62,479,097.86	-785,995.30	-626,321.66
				2000	20,798,172.06	18,070,028.97	5,816,454.47	-1,752,568.41	-1,755,835.50
				1500	91,809,144.89	39,414,952.92	60,590,440.79	6,580,974.12	5,077,821.13
				1000	11,423,031.92	10,364,741.21		-286,724.20	-348,611.28

				600	27,183,698.96	14,262,213.18	22,765,409.36	2,278,787.94	1,734,887.10
				1550	93,786,137.46	32,499,279.49	37,794,114.48	2,247,517.37	1,598,820.19
				5000	125,329,441.50	90,225,274.53	109,009,015.17	14,739,517.79	12,784,754.07
				3000	196,908,519.73	80,133,092.27	120,919,126.48	16,667,762.42	12,504,877.20
				1000	57,809,397.02	47,966,927.37	25,533,930.31	1,312,465.16	1,053,995.61
				3000	134,856,424.67	44,988,903.70	86,418,432.48	11,585,616.15	8,620,701.22
				1006	57,594,993.21	15,572,420.79	46,721,834.20	3,836,943.32	2,353,674.37
				1000	9,704,070.01	9,661,730.76	1,000,000.00	-338,590.72	-338,269.24
				1000	10,089,177.02	9,962,311.52	0	-37,670.98	-37,688.48
				10	0	0	0	0	0

1.

2.

4

				7,500	0	7,500			
				7,500	0	7,500	--	--	
				2011	09	06			

	2011-043
--	----------

2013 8 “ ”

2013 12 4G 4G 2014

LTE 2014 2014 2252

21.8% 4G 44% 28% 4G

33% 750 2014 803

52.68% 2014 800 3G FDD-LTE

4G LTE FTTH LTE

4G FTTH LTE

/ FTTH LTE FTTH FTTH

LTE FTTH 2014 FTTH

2000 1.3 FTTH 1.3 2014 2015

LTE FTTH

FTTH

2013

4G

ODN ODN

FTTH 4G

GDP 1.3% 5% 10% 10%

1.17 OTT

FTTH “ ”

ODN

4G

4G

2014

1

4G
ODN

FTTH

2

4G

TCO

4G

ODN

ODN

3

4

KPI

2014

1

2

3

4

“ ”

8

1	2013 1 24				
10,000,000.00		6,500,000.00	65.00%		
	2013 9 2			35.00%	
			100.00%		
2	2012 11 13				
5000	51%	2013 1 1		2013 1 1	
3	2012 10 30				
2244		51%	2013 2 28	2013 2 28	
			2013 9 2		
	49.00%				100.00%
4	2013 1 21				
1377	51%	2013 3 31		2013 3 31	
		2013 9 2			49.00%
			100.00%		
5	2013 11 11				10
100%					
6	2013 3 18				1000
1000	100%				

1 2012 8 3 2012 < 2012 -2014
> < >

2 2012

3 2012-2014

4 2010 -2012 13,358.10
95.95% “ 30%”

						20
2014	4	14	312,000,000	10	0.2	
		624				

www.sunseagroup.com

“ ”

--	--	--	--	--	--	--

2013 01 11					
2013 03 13					
2013 04 10					
2013 04 11					
2013 04 24					
2013 05 07					
2013 05 08				Matchpoint	
2013 05 15					
2013 05 22					
2013 05 23					
2013 05 30					
2013 06 27					
2013 07 18					
2013 08 14					
2013 08 20					
2013 08 23					

2013 08 30					
2013 09 11					
2013 11 14					
2013 11 21					
2013 12 09					

			0	0	0	0	--	0	--	
		(%)							0%	
			2014 04 16							
			2014 4 16				www.cninfo.com.cn			

1

						(%)				
	51%	1,377			1,230,602. 17	1.60%			2013 01 23	2013-011

2

3

2012 12 21 < >
 2013 1 14 2013 2 4 2013
 < > 2013 2 26
 548 2013 2 26 175
 175 171 548 527
 2013 3 8 1
 3 3
 11 2013 3 7
 2013-028 2013 3 7
 2013 5 10
 2013 12 27
 2013
 30%
 2013 30% 1,818.47

3 [2009]8

30%

40%

4,243.08

2013

2013

2013 12 28

2013-097

2014 3 25

2014-018

1

2

3

4

5

1

2

--	--	--	--	--	--	--	--	--

		18 36	2012 7	2012 07 16	3
		18 36	2012 7	2012 07 16	3
	IDGVC	2012 7 18 36		2011 11 20	3
		2012 7 18 12		2012 07 16	1

	IDGVC		2008 09 30		
			2008 09 30		
			2008 09 30		

2

	()
	50
	1

2012

2012

2012

() 2013

2013

2013

()

2013

50

“ ”

5%

		(%)							(%)
	99,250,000	41.35%	5,270,000		31,356,000	-52,617,500	-15,991,500	83,258,500	26.16%
1									
2									
3	99,250,000	41.35%	5,270,000		31,356,000	-52,617,500	-15,991,500	83,258,500	26.16%
	95,550,000	39.81%			28,665,000	-47,190,000	-18,525,000	77,025,000	24.20%
	3,700,000	1.54%	5,270,000		2,691,000	-5,427,500	2,533,500	6,233,500	1.96%
4									
	140,750,000	58.65%			42,225,000	52,000,000	94,225,000	234,975,000	73.84%
1	140,750,000	58.65%			42,225,000	52,000,000	94,225,000	234,975,000	73.84%
2									
3									
4									
	240,000,000	100.00%	5,270,000		73,581,000	-617,500	78,233,500	318,233,500	100.00%

1 2013

2013 3 8

24,000 24,527

2 2013 5 2
10

2012
3

2012

24,527

10 3

2012

2013 5 9

2013 5 10

31,885.10

3 2013 5 10

61.75

1 2012 12 21

<

>

2013 1 14

<

>

2013 2 4

2013

2013 2 26

2 2013 5 2

2012

2012

24,527

10

3

10

3

3 2013

1

527

2013 3 8

2013 3 8

1

3

3

2 2012

2013 5 9

2013 5 10

2013 5 10

3 2013 10 14

2013-078

1

“

,

” “

”

2

527

“

”

“

” “

”

2013 12 27

2014 3 25

2014-018

31,200

1

	2009 11 24	24.8	25,000,000	2009 12 03	50,000,000	
	2012 06 15	20	40,000,000	2012 07 18	52,000,000	
	2013 02 26	7.41	5,270,000	2013 03 08	0	2014 3 25

1 [2009]1174 2009 11 24 2,500

24.80 /

[2009]166

2009 12 3

“

” “002313”

2 “ 2012 479 ”

2012 6 15 10

A 4000 2012 7 4

2012 7 18 4,000

3 2012 12 21

<

>

2013 1 14

2013 2 4 2013

<

>

2013 2 26

527

2013 3 8

2013 3 8

4 2013 12 27

2014 3 25

2014-018

2

(1) 2013

171

527

3,905.07

:

527

3,378.07

24,000

24,527

(2) 2013 5 10

2012

10 3

24,527

31,885.10

3

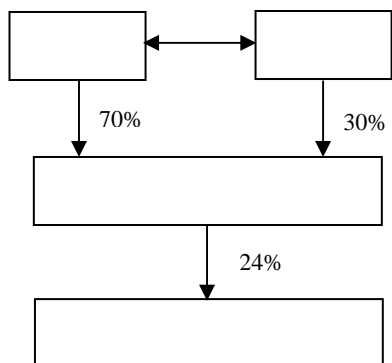
1

		37,393		5		38,089	
		5%		10			
		%					
		24.2%	77,025,000	17,775,000	77,025,000	0	
		3.88%	12,335,000	12,335,000	0	12,335,000	
		2.04%	6,500,000	6,500,000	0	6,500,000	
08		1.65%	5,236,000	5,236,000	0	5,236,000	
83		1.54%	4,900,000	4,900,000	0	4,900,000	
		1.5%	4,765,685	1,065,685	0	4,765,685	
		1.26%	4,000,000	-34,250,000	0	4,000,000	
		0.84%	2,675,792	1,298,792	0	2,675,792	
		0.67%	2,135,164	2,135,164	0	2,135,164	
		0.62%	1,964,000	1,964,000	0	1,964,000	
10		2012 7 18		2013 7 18		10	
		10					
		12,335,000					
		6,500,000					
08	83	5,236,000					
		4,900,000					
		4,765,685					
		4,000,000					
		2,675,792					
		2,135,164					
		1,964,000					
		12,335,000					
		6,500,000					
		5,236,000					
		4,900,000					
		4,765,685					
		4,000,000					
		2,675,792					
		2,135,164					
		1,964,000					

	13		1,750,000		1,750,000
10	10				
				2,610,792	
			2,135,164		

2

	/				
		1996 08 09	27926142-6	2600	



4 **10%**

				49	2013 07 05	2016 07 04	0	0	0	0
				50	2013 07 05	2013 11 11	0	0	0	0
				55	2013 07 05	2013 11 11	0	0	0	0
				52	2013 07 05	2016 07 04	0	0	0	0
				50	2010 05 11	2013 07 05	0	0	0	0
				46	2010 05 11	2013 07 05	0	0	0	0
				45	2010 05 11	2013 07 05	0	0	0	0
				48	2013 07 05	2013 12 09	0	0	0	0
				52	2013 07 05	2013 12 09	0	0	0	0
				26	2013 07 05	2016 07 04	0	0	0	0
				45	2013 07 05	2016 07 04	0	0	0	0
				47	2013 07 05	2014 01 17	0	0	0	0
				49	2013 07 05	2016 07 04	0	0	0	0
				43	2013 07 05	2016 07 04	0	0	0	0
				45	2013 07 05	2016 07 04	0	0	0	0

				45	2013 07 05	2016 07 04	0	0	0	0
				39	2013 12 09	2016 07 04	0	0	0	0
				36	2013 12 09	2016 07 04	0	0	0	0
				29	2013 12 09	2014 03 10	0	0	0	0
				29	2014 03 10	2016 07 04	0	0	0	0
				48	2014 01 17	2016 07 04	0	0	0	0
	--	--	--	--	--	--	0	0	0	0

5

2003 11

2007 4



2007 4

2004

2010 5

2010

5 2011 7

2004 1

2006 6

2006 6

2006 7

2012 3

2012 4

2008 2

2011 5

2011 6

2008

2006 10

2009 7

2009 8

2013 5

2013 5

2006 3

2006 3

2012 8

2012 9

2011 7

2010 3

2004

2007 4

2004

2007 4

2007 9

10

2013 10

2014 1 17

			1996 08 01		
			2013 03 01		
			2003 01 01		
			1998 11 01		
			1996 08 01		
			2013 03 05		
			2013 03 05		
			2013 03 05		
	5%				

			49		58.19		58.19
			50		0		0
			55		0		0
			52		28.28		28.28
			50		3.5		3.5
			46		3.5		3.5
			45		3.5		3.5
			48		3.75		3.75
			52		3.75	3.48	7.23
			26		6		6
			45		45.65		45.65
			47		45.73		45.73
			49		45.61		45.61
			43		3.5		3.5
			45		3.5		3.5
			45		3.5		3.5
			39		57.33		57.33
			36		18.7		18.7
			29		3.93		3.93
	--	--	--	--	337.92	3.48	341.4

				/	/		/		
		0	0	0	0	0	100,000	7.41	130,000
		0	0	0	0	0	100,000	7.41	130,000
		0	0	0	0	0	150,000	7.41	195,000
		0	0	0	0	0	150,000	7.41	195,000

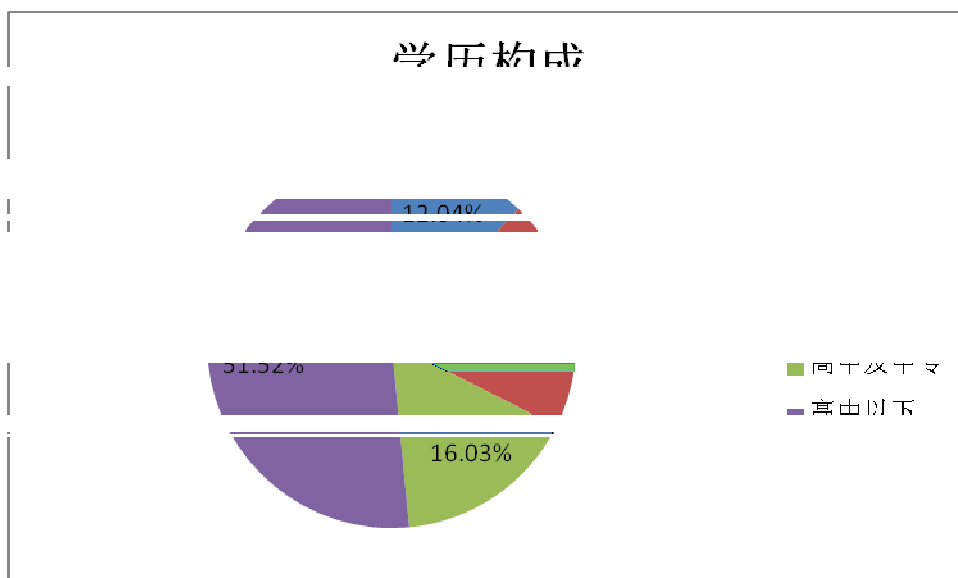
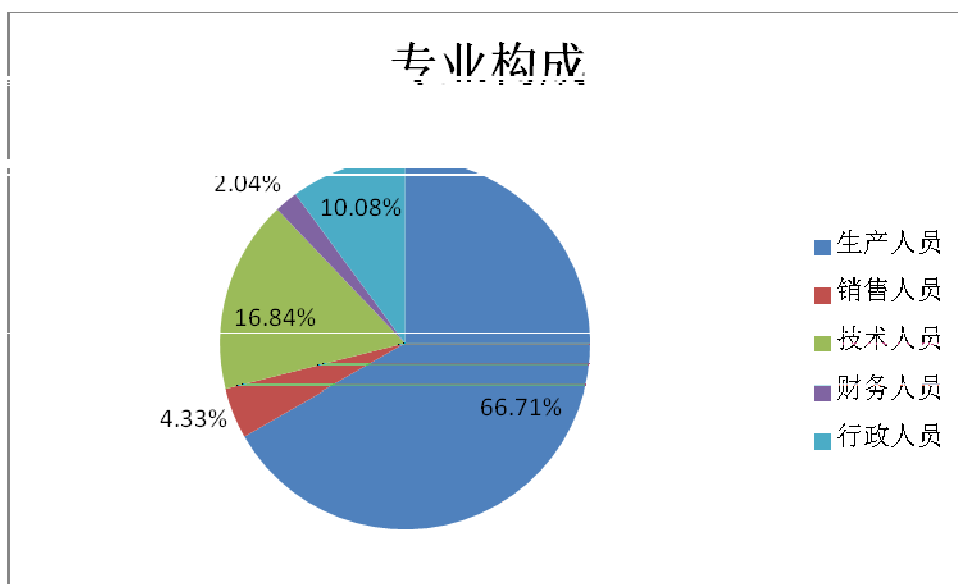
		0	0	0	0	0	150,000	7.41	195,000
	--	0	0	--	--	0	650,000	--	845,000
	2013 12 27								
	2014 3 25								
	2014-018								

			2013 11 11	
			2013 11 11	
			2013 07 05	
			2013 07 05	
			2013 07 05	
			2013 12 09	
			2013 12 09	
			2013 07 05	
			2013 07 05	
			2013 07 05	
			2013 12 09	
			2013 12 09	
			2013 12 09	

1 2013 12 31

		5239	
		0	
		3495	66.71%
		227	4.33%
		882	16.84%
		107	2.04%

		528	10.08%
		5239	100.00%
		631	12.04%
		1069	20.40%
		840	16.03%
		2699	51.52%
		5239	100.00%



1

2

3

6

3

4

3

1

5

6

7

2009 12 24

2012 1 12

<

>

[2011]30

24

“

”

2013	2013 09 05	1	2	<	>	2013 09 06	2013 2013-074
2013	2013 11 15	1 2	2013			2013 11 16	2013 2013-090
2013	2013 12 09	1			2	2013 12 10	2013 2013-095

1

	9	5	4	0	0	
	9	5	4	0	0	
	9	1	8	0	0	
	5	5	0	0	0	
	5	5	0	0	0	
	5	5	0	0	0	
						8

2

3

2013

1 7

2 2013 () 2013

3

1 2

1 2

1

IT

2

3

4

5

15

2013 2 26
2013 3 8

1

3

3

2013 12 27

2014

3 25

3

2

1


2013

SAP ERP

	2014 04 16
	2014 4 16 www.cninfo.com.cn

2013 12 31	
—	
	2014 04 16
	2014 04 16 www.cninfo.com.cn

2010 3



	349,931,323.77	748,176,318.34
	49,100,080.42	47,963,266.60
	1,295,853,372.11	931,061,724.32
	15,132,217.78	97,862,653.13
		311,611.16
	72,852,878.53	54,523,995.89
	1,216,205,634.76	711,487,639.20
	69,648,437.39	
	3,068,723,944.76	2,591,387,208.64
	523,699,534.90	264,992,555.32
	33,642,034.73	182,811,602.17
	71,051,888.24	74,319,004.79

	132,432,113.93	67,966,957.86
	13,159,225.06	16,803,662.05
	33,958,088.24	19,087,741.00
	79,839,709.48	
	887,782,594.58	625,981,523.19

	39,226,290.89	40,141,957.98
	39,226,290.89	40,141,957.98
	1,693,214,817.63	1,078,054,827.96
	318,165,900.00	240,000,000.00
	1,174,978,671.26	1,226,109,572.90
	55,988,304.42	52,850,255.29
	411,274,006.77	435,965,704.08
	1,960,406,882.45	1,954,925,532.27
	302,884,839.26	184,388,371.60
	2,263,291,721.71	2,139,313,903.87
	3,956,506,539.34	3,217,368,731.83

2

	139,011,164.80	615,388,661.26
	40,932,972.43	46,577,654.60
	980,813,321.40	740,207,193.17
	1,121,151.45	79,210,548.45
	891,508,595.15	504,984,722.86

	343,966,173.74	343,252,064.01
	6,087,414.15	
	2,403,440,793.12	2,329,620,844.35
	438,497,796.85	241,226,334.85
	63,969,122.95	70,775,975.11
	7,140,229.05	6,798,847.61
	443,313.56	1,521,501.70
	7,469,958.53	2,859,529.80
	75,860,595.85	
	593,381,016.79	323,182,189.07
	2,996,821,809.91	2,652,803,033.42
	430,000,000.00	200,000,000.00
	129,690,056.08	185,821,526.71
	421,210,770.31	270,414,006.56
	13,511,097.40	9,656,054.46
	19,313,780.21	18,784,601.73
	-2,779,372.20	24,370,464.40
	1,291,538.84	308,888.88

	17,788,864.98	13,856,437.68
		300,000.00
	1,030,026,735.62	723,511,980.42
	9,270,000.00	7,300,000.00
	9,270,000.00	7,300,000.00
	1,039,296,735.62	730,811,980.42
	318,165,900.00	240,000,000.00
	1,221,735,782.08	1,222,167,152.08
	55,988,304.42	52,850,255.29
	361,635,087.79	406,973,645.63
	1,957,525,074.29	1,921,991,053.00
	2,996,821,809.91	2,652,803,033.42

3

	2,079,223,758.25	1,925,097,203.29
	2,079,223,758.25	1,925,097,203.29

	2,001,784,015.66	1,722,119,930.82
	1,436,702,993.48	1,290,507,585.30
	28,736,802.64	26,755,491.37
	219,680,146.20	216,813,635.21
	259,133,233.93	170,510,035.92
	16,196,966.57	2,106,303.61
	41,333,872.84	15,426,879.41
“ ”		
“ ”		9,780.82
“ ”		
“ ”	77,439,742.59	202,987,053.29
	21,721,729.21	6,350,702.73
	635,065.84	545,891.62
	393,081.15	204,428.39
“ ”	98,526,405.96	208,791,864.40
	21,615,064.73	29,346,532.76
“ ”	76,911,341.23	179,445,331.64
	52,027,351.82	171,428,769.31
	24,883,989.41	8,016,562.33
	--	--
	0.16	0.6
	0.16	0.6

	76,911,341.23	179,445,331.64
	52,027,351.82	171,428,769.31
	24,883,989.41	8,016,562.33

4

	1,261,929,127.02	1,518,668,970.90
	885,578,375.42	1,037,795,672.63
	10,059,254.41	12,398,126.08
	170,087,631.89	174,747,333.92
	121,329,080.90	83,081,070.56
	12,481,449.03	2,586,965.18
	34,082,729.95	9,058,968.43
“ ”		
“ ”		
“ ”	28,310,605.42	199,000,834.10
	14,815,413.03	2,567,477.28
	217,518.58	251,074.69
	87,087.91	43,830.85
“ ”	42,908,499.87	201,317,236.69
	11,528,008.58	28,691,959.00
“ ”	31,380,491.29	172,625,277.69
	--	--
	31,380,491.29	172,625,277.69

5

	1,934,496,382.62	1,958,229,308.32
	3,637,497.00	16,112.21
	48,002,536.93	57,551,148.12
	1,986,136,416.55	2,015,796,568.65
	1,588,137,888.89	1,500,798,485.28
	304,558,028.95	238,943,088.89
	179,736,236.02	138,361,202.00
	299,525,071.17	285,194,816.93
	2,371,957,225.03	2,163,297,593.10
	-385,820,808.48	-147,501,024.45
		7,009,780.82
	210,370.33	2,033,113.83


	210,370.33	9,042,894.65

	1,201,096,788.84	1,520,199,991.45
	3,388,039.65	16,112.21
	30,434,725.90	14,326,753.75
	1,234,919,554.39	1,534,542,857.41
	824,317,462.97	1,111,069,984.35
	160,397,239.33	166,348,878.22
	128,034,624.74	115,643,263.12
	555,473,558.74	563,356,660.32
	1,668,222,885.78	1,956,418,786.01
	-433,303,331.39	-421,875,928.60
	7,200.00	2,001,613.83
	7,200.00	2,001,613.83
	17,050,361.77	38,024,478.39
	197,271,462.00	25,000,000.00
	214,321,823.77	63,024,478.39
	-214,314,623.77	-61,022,864.56
	39,050,700.00	771,460,000.00
	840,000,000.00	410,000,000.00
	5,604,312.24	8,470,167.68
	884,655,012.24	1,189,930,167.68
	610,000,000.00	240,000,000.00
	93,066,827.72	36,713,983.16
	3,746,970.00	
	706,813,797.72	276,713,983.16
	177,841,214.52	913,216,184.52

	-996,443.58	82,283.20
	-470,773,184.22	430,399,674.56
	586,818,693.05	156,419,018.49
	116,045,508.83	586,818,693.05

7

	240,000	1,226,10			52,850,		435,965,		184,388,3	2,139,313,
	,000.00	9,572.90			255.29		704.08		71.60	
	240,000	1,226,10			52,850,		435,965,		184,388,3	
	,000.00	9,572.90			255.29		704.08		71.60	



		00.00							.00
3									
					3,138,049.13		-76,719,049.13		-73,581,000.00
1					3,138,049.13		-3,138,049.13		
2									
3							-73,581,000.00		-73,581,000.00
4									
	73,581,000.00	-73,581,000.00							
1	73,581,000.00	-73,581,000.00							
2									
3									
4									
1									
2									
								-235,275,357.39	-285,974,889.03
	318,165,900.00	1,174,978,671.26			55,988,304.42		411,274,006.77	302,884,839.26	2,263,291,721.71

	100,000,000.00	594,194,186.45			35,587,727.52		311,799,462.54	74,824,081.87	1,116,405,458.38	

	100,000,000.00	594,194,186.45			35,587,727.52		311,799,462.54	74,824,081.87	1,116,405,458.38	
“ ”	140,000,000.00	631,915,386.45			17,262,527.77		124,166,241.54	109,564,289.73	1,022,908,445.49	
							171,428,769.31	8,016,562.33	179,445,331.64	
							171,428,769.31	8,016,562.33	179,445,331.64	
	40,000,000.00	731,460,000.00						101,547,727.40	873,007,727.40	
1	40,000,000.00	731,460,000.00						101,547,727.40	873,007,727.40	
2										
3										
					17,262,527.77		-47,262,527.77		-30,000,000.00	
1					17,262,527.77		-17,262,527.77			
2										
3							-30,000,000.00		-30,000,000.00	
4										
	100,000,000.00	-100,000,000.00								
1	100,000,000.00	-100,000,000.00								
2										
3										
4										
1										
2										

		455,386. 45							455,386.45	
	240,000, .000.00	1,226,10 9,572.90			52,850, 255.29		435,965, 704.08		184,388,3 71.60	2,139,313, 903.87

8

	240,000,00	1,222,167, 152.08			52,850,255 .29		406,973,64 5.63		1,921,991, 053.00
	240,000,00	1,222,167, 152.08			52,850,255 .29		406,973,64 5.63		1,921,991, 053.00
“ ”	78,165,900 .00	-431,370.0 0			3,138,049. 13		-45,338,55 7.84		35,534,021 .29
							31,380,491 .29		31,380,491 .29
							31,380,491 .29		31,380,491 .29
	4,584,900. 00	73,149,630 .00							77,734,530 .00
1	4,584,900. 00	30,718,830 .00							35,303,730 .00
2		42,430,800 .00							42,430,800 .00
3									
					3,138,049. 13		-76,719,04 9.13		-73,581,00 0.00

1					3,138,049. 13		-3,138,049. 13	
2								
3							-73,581,00 0.00	-73,581,00 0.00
4								
	73,581,000 .00	-73,581,00 0.00						
1	73,581,000 .00	-73,581,00 0.00						
2								
3								
4								
1								
2								
	318,165,90 0.00	1,221,735, 782.08			55,988,304 .42		361,635,08 7.79	1,957,525, 074.29

	100,000,00 0.00	590,707,15 2.08			35,587,727 .52		281,610,89 5.71	1,007,905, 775.31
	100,000,00 0.00	590,707,15 2.08			35,587,727 .52		281,610,89 5.71	1,007,905, 775.31
“ ”	140,000,00 0.00	631,460,00 0.00			17,262,527 .77		125,362,74 9.92	914,085,27 7.69
							172,625,27 7.69	172,625,27 7.69
							172,625,27	172,625,27

							7.69	7.69
	40,000,000	731,460,00						771,460,00
	.00	0.00						0.00
1	40,000,000	731,460,00						771,460,00
	.00	0.00						0.00
2								
3								
					17,262,527		-47,262,52	-30,000,00
					.77		7.77	0.00
1					17,262,527		-17,262,52	
					.77		7.77	
2								
3							-30,000,00	-30,000,00
							0.00	0.00
4								
	100,000,00	-100,000,0						
	0.00	00.00						
1	100,000,00	-100,000,0						
	0.00	00.00						
2								
3								
4								
1								
2								
	240,000,00	1,222,167,			52,850,255		406,973,64	1,921,991,
	0.00	152.08			.29		5.63	053.00

(“ ” “ ” “ ”) 2003 11 5

[2003] 3688

[2003] 0228

2003 11 14

110455

6,000

2007 4 11

2007 663

2006 12 31	6,000	7,500	7,500	
60,000,000		15,000,000		
2008 9 18				IDGVC Everbright Holdings
Limited		39.5%	25.5%	15%
	IDGVC Everbright Holdings Limited			
29,625,000		19,125,000		IDGVC Everbright Holdings Limited
11,250,000		15,000,000		
	[2009]1174	2009 11 24	24.8	
(A)2,500	1.00		10,000	
2012 4 6	10,000	2011 12 31	100,000,000	
10 10	100,000,000	200,000,000	20,000	
20,000				
	[2012]479	2012 6 15	20	
(A)4,000	1.00		24,000	
2013 3 1	2013			
527	171		7.41	
	24,527	24,527		
2013 4 7		2013 5 2	2012	
	7,358.10	24,527	10 3	
7,358.10	31,885.10	31,885.10		
31,885.10				
2013 5 15		2013 7 5		2013
2 4			61.75	
	31,823.35	31,823.35		
2013 9 5	2013			
10%				
2013 10 28		2013 2 4	2013	
	6.76		31,816.59	
31,816.59				
2013 12 27		2013 2 4	2013	
	616.59		31,200	
31,200	2013 12 31			

ODF

MF DDF

1 107 ()

2014 4 14

1

—— 38
“ ”
2010 15 ——
2006 2 15

2

2013 12 31 2013
2010

15

3

1 1 12 31

4

5

1

2

19 “ ” (13“ 6 1) “ ” 5 “ ” “ ” 2012 ”

6
1 “ ”

2 “ ”

3 “ ”
“ ”
“ ” “ ”
”

7
1
1
2

” “

22 ——
”

2 ——
13“ ” 10“

” ” 13 2 “ “

8

9

1

2

“ ”
“ ”

10

1

2

A.

B.

C.

A.

B.

13 —

14 —

3

4

5

6

7

8

9

10

11

1

1

	100
--	-----

--	--

2

	(%)	(%)
6	0	0
7-12	5%	5%
1-2	10%	10%
2-3	25%	25%
3 4	45%	45%
4 5	65%	65%
5	100%	100%

3

12

1

2

3

4

5

13

1

2

8 —

2007 1 1

7 1 “ ”

3

4

14

15

1

2

3

		%	
	30	0%	3.33%
	5	0%	

3

17

1

2

3

3

4

18

19

20

1

2



3

4

5

6

21

22

23

1

1

2

3

2

1

1

24

1

2

3

4

25

26

1

2

3

4

BOT

15 —

14

27

1

2

28

1

1

2

2

29

1

1

2

2

1

2

3

30

1

2

8 —

1

2

31

32

33

1

2

34

1

2

35

1 —

26 “ ”

2

21 —

3

4

5

6

7

8

9

10

11

1

		17%
		6% 3%
		3%-5%
		7%
		25% 15% 12.50%

1
 2013 12 31 1%
 2 2012 1 1
 2014 12 31 50% 12.50%
 3 12.50%
 4 15% 25% 5%
 [2013]37 2013 8 1 6%

2

1 2011 10 31
 GF201144200114 2011
 15% 2011 2013 15%
 2 2011 10 28
 GR201144200716
 2011 15% 2011 2013
 15%
 3 2012 11 6
 GR201241000146 2012
 15% 2012 2014 15%

4 2012 11 26
GR201244000778 2012
15% 2012 2014 15%

5 2013 8 15
GR201345000046 2013
2013 15% 2013
2015 15%

6 2013 12 16
GR201342000644 2013
15% 2013 2015 15%

7 2013 05 28
[2013]129 [2012]27 2012 1 1 2014 12 31 25%

3

1

1

								(%)	(%)				

				50,000,000		44,950,000.00		100%	100%				
“				30,000,000		30,000,000.00		100%	100%				
”													
				1290				100%	100%				
“													
”				20,000,000		20,270,005.00		100%	100%				
“													
”						59,737,		51%	51%		40,391,		

				18,000, 000		932.00					664.89		
“													
”													
				25,000, 000		24,750, 000.00		99%	99%		145,991 .63		
“													
”													
				10,000, 000		37,811, 320.00		100%	100%				
“													
”													
				20,000, 000		16,450, 000.00		82.25%	82.25%		2,979,0 28.95		
“													
”													

				10,000, 000		11,833, 940.00		100%	100%				
“													”

				10,000, 000		10,000, 000.00		100%	100%				
“													
”													

2

3

								(%)	(%)			
“	”			89,920,900		104,286,334.85		100%	100%			
“	”			338,246,418		259,261,462.00		52.2843%	52.2843%		242,952,332.64	
“	”			15,000,000		51,024,444.00		100%	100%			
				6,000,000		22,312,161.00		100%	100%			

“	”												
“	”			30,000,000		126,248,449.00		100%	100%				
“	”			50,000,000		131,749,305.00		100%	100%				
“	”			15,500,000		40,489,736.00		100%	100%				
“	”			10,000,000		54,021,946.88		100%	100%				

”													
“ ”				5,000,000		50,000,000.00		51%	51%		16,415,821.15		
“ ”				30,000,000	2000 1000	59,150,000.00		100%	100%				
“ ”				10,060,000		31,792,153.00		100%	100%				

“	”			550,000 0		5,500,0 00.00		100%	100%				
“	”			500,000		500,000 .00		100%	100%				
“	”			10,000		8,765.9 0		100%	100%				

2

3

1	2013 1 24		
10,000,000.00		6,500,000.00	65.00%
	2013 9 2		35.00%
			100.00%
2	2012 11 13		
5000	51%	2013 1 1	2013 1 1

3	2012 10 30				
2244		51%	2013 2 28		2013 2 28
				2013 9 2	
	49.00%				100.00%
4	2013 1 21				
1377	51%	2013 3 31		2013 3 31	
			2013 9 2		49.00%
				100.00%	
5	2013 11 11				10
100%					
6	2013 3 18				1000
1000	100%				

8

0

4

	9,661,730.76	-338,269.24
	33,501,675.82	15,501,675.82
	44,988,903.70	8,620,701.22
	15,572,420.79	2,353,674.37
	9,962,311.52	-37,688.48

--	--	--

1

2

5

--	--	--	--	--	--

6

1	40,820,000.00	
2	16,616,716.74	
3	7,028,439.33	

1

2012 11 13

5000

51% 2013 1 1

2013 1 1

2013 1 1

			50,000,000.00
			50,000,000.00
			9,180,000.00
			40,820,000.00

51%

50,000,000.00

2012

10,000,000.00

2013

23,000,000.00

	8,333,489.11	8,333,489.11	8,333,489.11
	6,216,718.86	6,216,718.86	6,216,718.86

	904.40	904.40	904.40
	6,710,639.69	6,710,639.69	6,710,639.69
	609,243.68	609,243.68	609,243.68
	18,000,000.00	18,000,000.00	18,000,000.00
	18,000,000.00	18,000,000.00	18,000,000.00
	23,000,000.00		
	8,333,489.11		
	14,666,510.89		

	56,959,701.56
	15,501,675.82
	5,886,152.72
	6,270,815.47

2

2012 10 30
 2244 51% 2013 2 28 2013 2 28
 2013 2 28

	22,440,000.00
	22,440,000.00
	5,823,283.26
	16,616,716.74

51% 22,440,000.00 2012 4,488,000.00 2013
 17,952,000.00

	8,686,429.53	8,686,429.53	13,768,337.50
	26,338,803.17	26,338,803.17	15,318,535.82
	40,969,064.27	40,969,064.27	49,860,559.09

453,109.88	453,109.88	478,141.08
171,559.64	171,559.64	105,345.16
49,885,422.03	49,885,422.03	57,319,306.17
53,729.50	53,729.50	
15,261,612.48	15,261,612.48	
11,418,202.48	11,418,202.48	22,211,612.48
11,418,202.48	11,418,202.48	22,211,612.48
	17,952,000.00	
	8,686,429.53	

	21,967,870.60	21,967,870.60	31,175,085.82
	16,462,334.61	16,462,334.61	18,302,775.48
	1,188,845.77	1,188,845.77	1,078,733.96
	1,137,787.36	1,137,787.36	595,818.63
	6,000,000.00	6,000,000.00	6,000,000.00
	22,079,323.24	22,079,323.24	31,420,301.67
	98,875.50	98,875.50	13,568.00
	13,218,746.42	13,218,746.42	14,666,883.54
	13,218,746.42	13,218,746.42	14,666,883.54
	13,770,000.00		
	640,106.82		
	13,129,893.18		

	46,721,834.20
	2,353,674.37
	4,396,424.21
	1,732,905.21

7

--	--	--

8

--	--	--	--

9

10

1

:	--	--	500,461.44	--	--	305,593.59
	--	--	470,450.24	--	--	279,181.50
	1,471.00	6.0969	8,968.54	2,859.00	6.2855	17,970.24
	6,205.00	0.7862	4,878.37	6,205.00	0.8109	5,031.63
	1,920.00	8.4189	16,164.29	410.00	8.3176	3,410.22
	--	--	272,996,924.94	--	--	718,635,351.34
	--	--	262,350,347.75	--	--	710,896,226.21
	993,566.36	6.0969	6,057,674.74	989,882.05	6.2855	6,221,903.63
	609,387.88	0.7862	479,100.74	396,955.52	0.8109	321,891.22
	488,163.74	8.4189	4,109,801.71	143,710.96	8.3176	1,195,330.28
	--	--	76,433,937.39	--	--	29,235,373.41

	--	--	75,667,031.52	--	--	28,384,374.78
	96,766.09	6.0969	589,973.17	107,581.54	6.2855	676,203.77
	21,016.13	8.4189	176,932.70	21,015.06	8.3176	174,794.86
	--	--	349,931,323.77	--	--	748,176,318.34

1 67,664,619.76 2012 12 31 24,680,023.21

2 8,027,861.81 2012 12 31 4,554,240.63

3 1,113.50 2012 12 31 1,109.57

4 240,000.00 ,

5 500,342.32 ,

6

2

3

1

	10,748,912.44	9,314,649.98
	38,351,167.98	38,648,616.62
	49,100,080.42	47,963,266.60

2

3

	2013 09 17	2014 01 10	997,763.19	
	2013 08 23	2014 02 23	625,103.10	
	2013 09 27	2014 03 27	500,000.00	

	2013 09 27	2014 03 27	344,472.00	
	2013 08 23	2014 02 21	310,000.00	
	--	--	2,777,338.29	--

4

5

1

	311,611.16	0.00	311,611.16	0.00
	311,611.16	0.00		

		(%)			(%)	
1	--	--	--	--	--	--
6	766,387,789.82	56.97%	0.00	726,654,230.49	76.52%	0.00
7-12	360,834,097.07	26.83%	18,041,704.86	136,081,847.36	14.33%	6,804,092.38
1	1,127,221,886.89	83.8%	18,041,704.86	862,736,077.85	90.85%	6,804,092.38
1 2	166,921,982.96	12.41%	16,692,198.29	68,274,221.73	7.19%	6,827,422.17
2 3	43,014,800.82	3.2%	10,753,700.23	17,350,374.12	1.83%	4,337,593.53
3 4	7,216,179.55	0.54%	3,247,280.80	1,205,928.25	0.13%	542,667.70
4 5	609,731.64	0.05%	396,325.57	19,709.00	0%	12,810.85
5	14,903.00	0%	14,903.00	1,303.00	0%	1,303.00
	1,344,999,484.86	--	49,146,112.75	949,587,613.95	--	18,525,889.63

2

3

954,209.28

4

5

5

5

				(%)
		58,072,784.79	1	4.32%
		48,381,326.11	1	3.6%
		40,369,323.78	1-2	3%
		38,612,559.78	1-2	2.87%
		36,067,770.60	1-3	2.68%
	--			

5

6

				(%)
		4,199,087.30	7-12	5.49%
		3,030,000.00	1-2	3.96%
		2,090,000.00	6	2.73%
		1,520,920.00	6	1.99%
		1,450,000.00	1-2	1.9%
	--	12,290,007.30	--	16.07%

7

8

9

10

8

1

		%		%
1	13,625,621.88	90.04%	21,714,235.61	22.19%
1	1,506,595.90	9.96%	76,148,417.52	77.81%

	15,132,217.78	--	97,862,653.13	--
--	---------------	----	---------------	----

2

		1,049,753.82	1	
		490,000.00	1	
		466,000.00	1	
		462,600.00	1	
		446,000.00	1	
	--	2,914,353.82	--	--

3

5 5

4

9

1

	86,571,549.90	3,592,554.11	82,978,995.79	88,029,804.03	2,061,332.07	85,968,471.96
	21,110,431.57	375,069.95	20,735,361.62	23,502,019.17	191,901.14	23,310,118.03
	291,804.23		291,804.23	189,450.60		189,450.60
	1,291,383.78		1,291,383.78	4,220,909.65		4,220,909.65
	596,453,193.62		596,453,193.62	285,420,673.38		285,420,673.38
	413,799,113.68	9,081,954.88	404,717,158.80	228,942,497.37	3,879,657.46	225,062,839.91
	109,935,525.33	197,788.41	109,737,736.92	88,807,629.46	1,492,453.79	87,315,175.67
	1,229,453,002.11	13,247,367.35	1,216,205,634.76	719,112,983.66	7,625,344.46	711,487,639.20

2

				0A00DV\ÀÉ}Ö	
--	--	--	--	-------------	--

12

13

14

15

16

17

1

	343,450,909.56		304,892,953.68	6,695,846.88	641,648,016.36
	93,405,036.11		213,202,089.40		306,607,125.51
	212,295,883.89		77,941,610.89	4,069,881.13	286,167,613.65
	14,059,982.36		6,268,158.04	305,201.92	20,022,938.48
	23,690,007.20		7,481,095.35	2,320,763.83	28,850,338.72
--					
	78,458,354.24	2,637,132.48	43,473,568.17	6,620,573.43	117,948,481.46
	12,468,136.72	19,154.97	10,468,222.11	0.00	22,955,513.80
	53,945,588.58	246,881.37	23,899,406.67	4,046,251.77	74,045,624.85
	5,300,026.20	329,394.89	2,258,977.54	277,187.18	7,611,211.45
	6,744,602.74	2,041,701.25	6,846,961.85	2,297,134.48	13,336,131.36
--			--		
	264,992,555.32		--		523,699,534.90
	80,936,899.39		--		283,651,611.71

	158,350,295.31	--	212,121,988.80
	8,759,956.16	--	12,411,727.03
	16,945,404.46	--	15,514,207.36
		--	
	264,992,555.32	--	523,699,534.90
	80,936,899.39	--	283,651,611.71
	158,350,295.31	--	212,121,988.80
	8,759,956.16	--	12,411,727.03
	16,945,404.46	--	15,514,207.36

43,473,568.17

224,001,699.12

2

3

4

5

6

18

1

--	--	--

				161,037,703.50		161,037,703.50
	27,620,299.38		27,620,299.38	21,030,507.40		21,030,507.40
	6,021,735.35		6,021,735.35	743,391.27		743,391.27
	33,642,034.73		33,642,034.73	182,811,602.17		182,811,602.17

2

						(%)							
	350,000,000.00	161,037,703.50	62,047,598.14	223,085,301.64		100%	100%						
	34,050,000.00	21,030,507.40	6,589,791.98			81.12%	81.12%						27,620,299.38

68,581,500.00 743,391.27 6,194,741.56 916,397.48

93.97% 93.97%

5

19

20

21

22

23

1

	81,960,859.46	2,551,536.59	887,520.00	83,624,876.05
	44,565,527.00			44,565,527.00
	2,157,013.08	884,020.00		3,041,033.08
	28,841,184.00	647,675.69	884,020.00	28,604,839.69
	35,300.00			35,300.00
	6,361,835.38	1,019,840.90	3,500.00	7,378,176.28
	7,641,854.67	4,934,633.14	3,500.00	12,572,987.81
	2,719,047.07	891,310.54		3,610,357.61
	225,966.97	205,703.75		431,670.72
	3,366,200.80	2,886,214.80		6,252,415.60
	18,532.62	3,529.97		22,062.59
	1,312,107.21	947,874.08	3,500.00	2,256,481.29
	74,319,004.79			71,051,888.24
	41,846,479.93			40,955,169.39
	1,931,046.11			2,609,362.36
	25,474,983.20			22,352,424.09

	16,767.38			13,237.41
	5,049,728.17			5,121,694.99
	74,319,004.79			71,051,888.24
	41,846,479.93			40,955,169.39
	1,931,046.11			2,609,362.36
	25,474,983.20			22,352,424.09
	16,767.38			13,237.41
	5,049,728.17			5,121,694.99

4,934,633.14

24

	422,307.77			422,307.77
	9,552,542.37			9,552,542.37
		40,820,000.00		40,820,000.00
	6,812,083.35			6,812,083.35
	3,026,274.91			3,026,274.91
	22,852,906.11			22,852,906.11
	20,947,828.86			20,947,828.86
	2,506,874.32			2,506,874.32
	1,846,140.17			1,846,140.17
		16,616,716.74		16,616,716.74
		7,028,439.33		7,028,439.33
	67,966,957.86	64,465,156.07		132,432,113.93

25

	16,803,662.05	2,041,336.21	5,685,773.20		13,159,225.06	
	16,803,662.05	2,041,336.21	5,685,773.20		13,159,225.06	--

26

1

	10,486,207.42	4,467,988.32
	19,375,160.40	10,391,504.08
	313,209.29	149,181.62
	2,395,712.50	2,122,525.00
	1,387,798.63	1,956,541.98
	33,958,088.24	19,087,741.00

	4,125,613.97	2,256,522.15



29

1

	9,893,897.11	8,328,929.05
	4,845,895.00	
	21,400,000.00	
	431,392,141.39	200,000,000.00
	467,531,933.50	208,328,929.05

1

		72,570,504.64
		22,214,396.28
		50,356,108.36
		76,433,937.39
		1,113.50
		8,027,861.81
		67,664,619.76
		240,000.00
		500,342.32
		149,004,442.03

2 20,000,000.00

3 1,400,000.00

2

30

31

	7,615,465.22	16,072,802.32
	171,938,246.94	169,748,724.39
	179,553,712.16	185,821,526.71

179,553,712.16

32**1**

1	707,308,448.05	463,461,784.62
1	53,744,818.02	9,957,670.71
	761,053,266.07	473,419,455.33

2**5****5****3**

	7,851,831.89		
	3,824,860.27		
	2,635,986.33		
	2,460,821.07		
	1,562,692.90		
	1,511,307.78		
	1,198,904.00		
	1,223,017.67		
	22,269,421.91		

33

1

1	23,437,228.98	17,411,890.45
1	398,039.47	528,408.61
	23,835,268.45	17,940,299.06

2

5

5

34

	41,479,357.45	278,532,404.59	274,914,177.45	45,097,584.59
		2,209,003.29	2,209,003.29	
	9,138.41	23,233,004.70	22,521,714.99	720,428.12
1.		3,814,408.88	3,767,598.52	46,810.36
2.	9,138.41	16,537,944.13	15,925,693.94	621,388.60
3.		307,444.79	301,468.73	5,976.06
4.		1,598,404.35	1,569,550.45	28,853.90
5.		547,130.22	539,008.67	8,121.55
6.		427,672.33	418,394.68	9,277.65
		3,776,745.98	3,776,745.98	
		963,270.36	963,270.36	
	40,146.98	143,491.96	158,467.47	25,171.47
	40,146.98	143,491.96	158,467.47	25,171.47
	41,528,642.84	308,857,920.88	304,543,379.54	45,843,184.18

0.00

1

2

2014

35

	2,139,557.30	-4,794,510.67
	19,396,047.51	14,946,473.88
	36,464,240.89	24,339,705.53
	802,814.08	817,463.49
	1,580,214.25	2,262,717.49
	500,644.86	384,805.04
	62,552.29	62,552.39
	1,237,909.77	1,847,053.40
	317,318.20	183,989.27
	207,328.21	176,824.87
	62,708,627.36	40,227,074.69

36

	1,381,497.82	325,731.69
	1,381,497.82	325,731.69

37

38

1

1	88,406,916.93	55,234,780.24
1	23,611,120.27	14,786,430.37
	112,018,037.20	70,021,210.61

2**5 5****3**

	6,004,138.08		
	1,486,422.11		
	1,490,000.00		
	8,980,560.19		

4

	17,000,000.00	
	11,655,392.30	
	7,228,606.70	
	3,831,134.87	
	3,790,576.85	
	43,505,710.72	

39**40****41**

	63,000.00	300,000.00
	63,000.00	300,000.00

--	--	--

2012	63,000.00	
		300,000.00

42

43

44

45

46

	39,226,290.89	40,141,957.98
	39,226,290.89	40,141,957.98

2,794,700.00

AOC	900,000.00	900,000.00	
		483,760.00	
	400,000.00	400,000.00	
2011 “ ”		330,000.00	
	280,000.00	280,000.00	
2013		240,000.00	
		200,000.00	
	40,141,957.98	39,226,290.89	--

47

	240,000,000.00	5,270,000.00		73,581,000.00	-685,100.00	78,165,900.00	318,165,900.00

3

1 2013 2 28 5,270,000.00
2013 3 1 [2013] 0048
2 2013 5 10 73,581,000.00
2013 7 11 [2013] 1026
3 2013 8 23 617,500.00 2013
9 18 [2013] 90150001
4 2013 10 28 67,600.00 ,
2013 12 13 [2013] 91650001

48

49

50

	1,223,102,963.52	33,780,700.00	127,342,401.64	1,129,541,261.88
	3,006,609.38	42,430,800.00		45,437,409.38
	1,226,109,572.90	76,211,500.00	127,342,401.64	1,174,978,671.26

1	2013	2	28	5,270,000.00	33,780,700.00
2				73,581,000.00	
					50,699,531.64
					3,061,870.00
3		2013			42,430,800.00
					42,430,800.00

51

	52,850,255.29	3,138,049.13		55,988,304.42
	52,850,255.29	3,138,049.13		55,988,304.42
			10%	50%



52**53**

	435,965,704.08	--
	435,965,704.08	--
	52,027,351.82	--
	3,138,049.13	10%
	73,581,000.00	
	411,274,006.77	--

1)		0.00
2)	0.00	

3)		0.00	
4)			0.00
5)		0.00	
2013 4 7	2012	2012	
0.30	245,270,000.00	73,581,000.00	

4



57

	41,118,307.67	25,198,673.05
	7,699,025.62	9,097,042.84
	24,970,708.20	21,126,619.68
	18,124,967.31	16,115,869.73
	53,871,903.61	50,095,901.26
	2,537,460.42	7,258,804.87
	53,948,490.57	65,028,834.40
	17,409,282.80	22,891,889.38
	219,680,146.20	216,813,635.21

58

	70,657,210.77	36,096,905.32
	106,129,422.90	75,954,041.27
	6,748,752.47	9,026,943.29
	6,308,653.21	3,845,370.44
	8,231,053.35	3,246,303.21
	14,644,708.38	7,993,194.50
	8,316,228.48	6,487,163.80
	3,508,875.68	1,716,756.78
	2,664,535.91	4,402,401.21
	31,923,792.78	21,740,956.10
	259,133,233.93	170,510,035.92

59

	27,162,574.35	7,666,097.61
	13,004,775.76	5,351,190.25

	1,809,551.33	157,238.61
	229,616.65	-365,842.36
	16,196,966.57	2,106,303.61

60

61

1

		9,780.82
		9,780.82

2

3

62

	28,136,438.36	8,629,311.93
	13,197,434.48	6,797,567.48
	41,333,872.84	15,426,879.41

63

1

--	--	--	--

	154,399.58	31,810.00	154,399.58
	154,399.58	31,810.00	154,399.58
	20,005,610.07	5,063,714.23	20,005,610.07
	535,149.59	996,644.38	535,149.59
	1,026,569.97	258,534.12	1,026,569.97
	21,721,729.21	6,350,702.73	21,721,729.21

2

			/	
2008-2009	8,594,000.00			
PECVD	2,976,417.08	2,468,142.02		
	2,338,729.05			
2013	2,000,000.00			
2013	800,000.00			
	500,000.00			
	393,010.00			
2011	370,000.00			
	300,000.00			
	300,000.00			
2013	220,000.00			
2013 2013	200,000.00			
2013	135,000.00			
	120,940.00			
2012	100,000.00			
2013	100,000.00			
2013 4	100,000.00			
	83,300.68	16,112.21		
2011	80,000.00			

		60,000.00		
2012	2013159	52,580.00		
		33,333.26		
		30,000.00		
LED		30,000.00		
<	>	26,600.00		
		23,700.00		
2013		13,000.00		
2013		11,000.00		
2012		9,000.00		
	2013 2	5,000.00		
	2012		5,600.00	
			1,600.00	
			37,184.00	
			55,776.00	
	2012		226,000.00	
	2012		1,170,000.00	
LED			200,000.00	
			110,000.00	
2012	9		72,000.00	
2011			50,000.00	
2011			241,500.00	
2011	6		54,600.00	
2011	10		55,200.00	
2010			300,000.00	
		20,005,610.07	5,063,714.23	--

	393,081.15	204,428.39	393,081.15
	393,081.15	204,428.39	393,081.15
	13,000.00	15,196.10	13,000.00
	17,494.19	238,488.88	17,494.19
	105,530.35	47.74	105,530.35
	105,960.15	87,730.51	105,960.15
	635,065.84	545,891.62	635,065.84

65

	35,175,160.57	42,191,212.97
	-13,560,095.84	-12,844,680.21
	21,615,064.73	29,346,532.76

66

	0.16	0.16	0.60
	0.25	0.25	0.58

67

68

1

	19,072,942.98

	13,316,386.92
	1,026,569.97
	14,586,637.06
	48,002,536.93

2

	30,494.19
	275,905,800.17
	23,588,776.81
	299,525,071.17

3**4**

	0.00

5

	5,604,312.24
	5,604,312.24

6

	3,746,970.00
	52,802,876.22
	56,549,846.22

69

1

1	--	--
	76,911,341.23	179,445,331.64
	41,333,872.84	15,426,879.41
	43,473,568.17	23,648,018.82
	4,934,633.14	4,280,850.06
	5,685,773.20	6,163,780.51
“ ”	238,681.57	172,618.39
“ ”	28,181,683.78	7,583,719.78
“ ”		-9,780.82
“ ”	-13,560,095.84	-12,844,680.21
“ ”	-436,459,292.98	-311,139,193.29
“ ”	-429,431,634.02	

3	37,061,974.54	88,484,775.37
4	42,636,948.90	159,843,089.49
	138,488,731.97	226,727,180.68
	4,847,063.05	17,276,823.22
	100,698,846.12	84,160,914.41
	--	--

3

	273,497,386.38	718,940,944.93
	500,461.44	305,593.59
	272,996,924.94	718,635,351.34
	273,497,386.38	718,940,944.93

70

1

							(%)	(%)		
						26,000,000	24.21%	24.21%		27926142-6

2

1

3

4

		62555026-4

5

1

				%		%
					2,776,174.65	0.19%

2 /

3

4

5

6

				%		%
					6,768,305.94	0.46%
					1,324,993.00	0.85%

7

6

2013 2 26							
		2013 2 26		171			
			7,003.44				30%
2,101.03		30%	2,101.03		40%	2,801.38	
2013 5 15							
				“		”	“
	”						
2013 7 5							
						7	
	”			“		”	“
			7				
2013 10 28							
						4	
	”			“		”	“
			4				
6,061.55		30%	1,818.47		30%	1,818.47	
	40%	2,424.61					
2013 12 27							
		2013					
		30%					
		2013			30%	1,818.47	
	3	[2009]8					
	40%		4,243.08	2013		2013	30%

1

1.

1

(“ ”)

18,391,127.00

2013 12 31

17,484,157.65

2

“ ”

21,408,557.11 2013 12 31 ,

18,097,701.58

2

2.
 1 (“ ”) (“ ”)
 “ ”)
 1 107 ()
 223.43 30 12
 43 18,991.55 2013 7 1 2015 6 30
 1 108
 () 229.91 30
 12 43 19,542.35
 2013 7 1 2015 6 30
 2 () (“ ”)
 4 5 6 7 52
 33,800 2011 6 1 2014 5 31
 4,899.66 118,685.00
 2011 5 10 2014 5 9

1 2014 4 14 2013 2014 4 14
 312,000,000 10 0.2 624

2 2014 1 17 20% 400
 80% 1,600
 20%

3 2014 [2014]6 7 8 10 11 39 —
 30 — 2014 9 — 2014
 33 — 2014 40 — 2014 7 1

2014 7 1

9 — 2014

30 — 2014

“

”

1

2

33 —

2014

1

2

3

40 —

1
2
3
4
5
6
7
8
9

2013 12 27								6,165,900.00
	6,165,900.00			6,165,900.00				27,556,830.00
2013 12 27								5,000
				5,000		10,000		

1
1

		(%)		(%)		(%)		(%)
	7,549,500.23	0.75%			17,881,632.16	2.4%		
	1,002,039,304.76	99.25%	28,775,483.59	2.87%	728,697,404.19	97.6%	6,371,843.18	0.87%
	1,009,588,804.99	100%	28,775,483.59	2.85%	746,579,036.35	100%	6,371,843.18	0.85%

	1,009,588,804. 99	--	28,775,483.59	--	746,579,036.35	--	6,371,843.18	--
--	----------------------	----	---------------	----	----------------	----	--------------	----

		(%)			(%)	
1						
	--	--	--	--	--	--
6	564,969,775.27	56.38%	0.00	615,652,092.95	84.49%	0.00
7-12	311,577,798.62	31.09%	15,578,889.92	98,998,296.00	13.58%	4,949,914.80
1	876,547,573.89	87.47%	15,578,889.92	714,650,388.95	98.07%	4,949,914.80
1 2	121,206,096.91	12.10%	12,120,609.69	13,975,069.01	1.92%	1,397,506.90
2 3	4,263,739.18	0.43%	1,065,934.80	39,771.60	0.01%	9,942.90
3 4	20,912.15	0%	9,410.47	32,174.63	0%	14,478.58
4 5	982.63	0%	638.71			
	1,002,039,304.76	--	28,775,483.59	728,697,404.19	--	6,371,843.18

	7,549,500.23	0.00
	7,549,500.23	0.00

2

3

937,429.28

4

5

5

5

6

				(%)
		58,072,784.79	1	5.75%
		48,381,326.11	1	4.79%
		40,369,323.78	1-2	4%
		38,612,559.78	1-2	3.82%
		36,067,770.60	1-3	3.57%
	--	221,503,765.06	--	21.93%

7

			(%)
		4,454,996.51	0.44%
		1,020,914.20	0.1%
		1,296,004.40	0.13%
		569,364.35	0.06%
		125,408.77	0.01%
		18,700.00	0%
		64,112.00	0%

	--	7,549,500.23	0.75%
--	----	--------------	-------

8

0.00

2

1

		(%)		(%)		(%)		(%)
	866,573,501.37	97.04%			489,243,151.20	96.69%		
	26,453,798.82	2.96%	1,518,705.04	5.74%	16,754,151.33	3.31%	1,012,579.67	6.04%
	893,027,300.19	100%	1,518,705.04	0.17%	505,997,302.53	100%	1,012,579.67	0.2%
	893,027,300.19	--	1,518,705.04	--	505,997,302.53	--	1,012,579.67	--

		(%)		(%)		(%)		(%)
1	--	--	--	--	--	--	--	--
6	12,027,046.74	45.46%	0.00		6,361,205.96	37.97%		
7-12	6,650,018.59	25.14%	332,500.93		7,446,995.19	44.45%	372,349.76	
	18,677,065.33							

4	5	50,746.87	0.19%	32,985.46	53,954.10	0.32%	35,070.17
5		115,054.10	0.44%	115,054.10	63,100.00	0.38%	63,100.00
		26,453,798.82	--	1,518,705.04	16,754,151.33	--	1,012,579.67

2

3

4

5 5

5

6

				(%)
		642,721,643.09	1-5	71.97%
		118,851,697.02	1-5	13.31%
		105,000,000.00	1-2	11.76%
		2,090,000.00	6	0.23%
		1,450,000.00	6	0.16%
	--	870,113,340.11	--	97.43%

7

			(%)
		642,721,643.09	71.97%
		118,851,697.02	13.31%
		105,000,000.00	11.76%
		161.26	0%
	--	866,573,501.37	97.04%

8

0

3

						(%)	(%)				
		104,286,3 34.85	104,286,3 34.85		104,286,3 34.85	100%	100%				
		44,950,00 0.00	44,950,00 0.00		44,950,00 0.00	100%	100%				
		30,000,00 0.00	30,000,00 0.00		30,000,00 0.00	100%	100%				
		259,261,4 62.00	61,990,00 0.00	197,271,4 62.00	259,261,4 62.00	52.28%	52.28%				
	--	438,497,7 96.85	241,226,3 34.85	197,271,4 62.00	438,497,7 96.85	--	--	--			

4

1

	1,259,860,763.52	1,504,592,165.84
	2,068,363.50	14,076,805.06
	1,261,929,127.02	1,518,668,970.90
	885,578,375.42	1,037,795,672.63

2

	1,259,860,763.52	881,968,931.46	1,504,592,165.84	1,024,347,678.87
	1,259,860,763.52	881,968,931.46	1,504,592,165.84	1,024,347,678.87

3

	659,269,161.80	461,984,100.40	1,099,531,736.04	724,042,073.17
	568,407,507.52	397,086,637.99	369,461,388.60	275,937,827.60
	32,184,094.20	22,898,193.07	35,599,041.20	24,367,778.10
	1,259,860,763.52	881,968,931.46	1,504,592,165.84	1,024,347,678.87

4

	1,166,040,581.30	819,734,928.07	1,427,564,047.52	974,439,011.79
	93,820,182.22	62,234,003.39	77,028,118.32	49,908,667.08
	1,259,860,763.52	881,968,931.46	1,504,592,165.84	1,024,347,678.87

5

		(%)
--	--	-----

	475,357,154.95	37.67%
	254,194,643.26	20.14%
	231,722,590.06	18.36%
	27,804,857.76	2.20%
Buana Selaras Globalindo, PT	20,039,320.83	1.59%
	1,009,118,566.86	79.97%

5

6

1	--	--
	31,380,491.29	172,625,277.69
	34,082,729.95	9,058,968.43
	12,816,117.31	11,295,785.23
	1,116,293.75	482,705.66
	1,285,637.20	2,117,315.95
“ ”	-66,965.75	42,180.85
“ ”	21,464,921.26	6,887,213.84
“ ”	-4,610,428.73	-2,113,822.53
“ ”	-10,949,644.62	-44,514,687.30
“ ”	-641,305,687.13	-616,362,680.76
“ ”	79,052,404.08	38,605,814.34
	42,430,800.00	
	-433,303,331.39	-421,875,928.60
2	--	--
3	--	--
	116,045,508.83	586,818,693.05
	586,818,693.05	156,419,018.49
	-470,773,184.22	430,399,674.56

7

1

	-238,681.57	
	20,005,610.07	
	1,319,734.87	
	-42,430,800.00	
	3,504,621.10	
	2,231,404.60	
	-27,080,162.33	--

2

	%		
	2.66%	0.16	0.16
	4.04%	0.25	0.25

3

1

2013	12	31	349,931,323.77	53.23%
2013	12	31	1,295,853,372.11	39.18%
2013	12	31	15,132,217.78	84.54%
2013	12	31	72,852,878.53	33.62%

2013	12	31	1,216,205,634.76	70.94%	
	2013	12	31	69,648,437.39	69,648,437.39
2013	12	31	523,699,534.90	97.63%	
2013	12	31	33,642,034.73	81.60%	
2013	12	31	132,432,113.93	94.85%	
	2013	12	31	33,958,088.24	77.91%
	2013	12	31	79,839,709.48	79,839,709.48
2013	12	31	467,531,933.50	1.24	
2013	12	31	761,053,266.07	60.76%	
2013	12	31	23,835,268.45	32.86%	
2013	12	31	62,708,627.36	55.89%	
2013	12	31	1,381,497.82	3.24	
	2013	12	31	112,018,037.20	59.98%
2013	12	31	318,165,900.00	32.57%	
2	2013		259,133,233.93	51.98%	
	2013		16,196,966.57	6.69	
	2013		41,333,872.84	1.68	
	2013		21,721,729.21	2.42	
	2013		21,615,064.73	26.35%	
3		: 2013	3,637,497.00	224.76	
		2013	304,558,028.95	27.46%	
		2013	179,736,236.02	29.90%	
		2013	49,277,974.54	44.31%	

2013	52,996,301.66	93.33%	
2013	877,531,933.50	1.10	
2013	618,328,929.05	1.54	
	2013	109,999,420.70	1.94

2013

2014 4 14