

2017

2018 04

) (

10

0.35

2018 4 2

.....6

.....10

.....12

.....26

.....38

.....44

.....44

.....45

.....51

.....57

.....58

.....164

		()
		Ayla Networks, Inc.
		()

			002313
	SUNSEA Telecommunications Co., Ltd.		
	SUNSEA		
	198	17	1701
	518052		
	518110		
	www.sunseagroup.com		
	liwei2@sunseagroup.com		

	0755-27521988 86185752	0755-27521988 86185752
	0755-26030222-3218	0755-26030222-3218
	liwei2@sunseagroup.com	fanglingling@sunseagroup.com

	www.cninfo.com.cn

1

2

	411,576,729.61	605,339,133.08	787,769,149.45	1,185,101,045.91
	-7,210,854.35	35,920,497.21	41,743,581.01	31,567,575.72
	-7,178,400.57	12,290,114.22	31,507,903.36	29,802,175.49
	-125,456,491.26	34,850,472.16	-193,760,939.50	356,308,964.6

	2017	2016	2015	
	-991,104.05	-710,769.48	-36,957,728.89	
	8,823,854.64	18,341,660.18	13,606,163.37	
	31,356,244.04	5,479,364.35	23,464,353.81	
	2,877,813.92	37,251,927.42		
	6,312,440.85	68,332.87	4,611,717.79	
	155,360.61	-3,463,719.16	-14,974,243.92	
	35,599,007.09	63,757,568.76	10,475,314.42	--

1

1

	73.8352%
--	----------

+

TCL

1

2

1

	2017		2016		
	2,989,786,058.05	100.00%	2,706,793,456.27	100.00%	10.45%
	2,989,786,058.05	100.00%	2,706,793,456.27	100.00%	10.45%
	1,429,561,092.05	47.82%	1,329,007,372.14	49.10%	7.57%
	1,476,491,214.71	49.38%	1,370,439,554.33	50.63%	7.74%
	72,741,653.83	2.43%			
	10,992,097.46	0.37%	7,346,529.80	0.27%	49.62%
	2,860,585,631.79	95.68%	2,644,357,324.25	97.69%	8.18%
	129,200,426.26	4.32%	62,436,132.02	2.31%	106.93%

2

10%

--	--	--	--	--	--	--

	2,989,786,058.05	2,387,388,335.08	20.15%	10.45%	12.36%	-1.35%
	1,429,561,092.05	1,074,670,502.62	24.83%	7.57%	13.75%	-4.09%

		2017	2016	
--	--	------	------	--

		73.75%
		0.00%

5

1		579,753,694.64	19.39%
2		554,565,762.94	18.55%
3		537,088,636.96	17.96%
4		499,618,987.99	16.71%
5		33,902,742.90	1.13%
	--	2,204,929,825.43	73.75%

5

		299,418,734.26
		12.28%
		0.00%

5

1		85,999,905.00	3.53%
2		73,041,749.00	3.00%
3		53,220,446.10	2.18%
4			

	6,588,519.98	6,301,488.23	4.55%	
--	--------------	--------------	-------	--

4

	2017	2016	
	978	771	26.85%
	38.60%	26.26%	12.34%
	79,153,940.68	76,399,088.03	3.61%
	2.65%	2.82%	-0.17%
	-	-	
	-	-	

5

	2017	2016	
	3,387,785,544.67	3,041,458,660.64	11.39%
	3,315,843,538.67	2,743,212,301.40	20.87%
	71,942,006.00	298,246,359.24	-75.88%
	159,376,085.45	99,264,123.14	60.56%
	326,567,148.47	135,150,802.65	141.63%
	-167,191,063.02	-35,886,679.51	-365.89%
	781,452,830.36	269,504,103.73	189.96%
	277,024,721.79	646,056,306.35	-57.12%
	504,428,108.57	-376,552,202.62	233.96%
	405,208,840.92	-110,417,676.11	466.98%

1

	2017		2016			
	1,057,264,188.81	21.27%	473,090,790.82	12.13%	9.14%	
	1,001,300,379.12	20.15%	1,040,180,552.69	26.67%	-6.52%	
	1,887,806,830.73	37.98%	1,475,676,906.51	37.83%	0.15%	
	37,278,554.91	0.75%			0.75%	
	336,543,448.46	6.77%	338,445,891.28	8.68%	-1.91%	
			75,198,632.42	1.93%	-1.93%	
	715,338,360.00	14.39%	5,000,000.00	0.13%	14.26%	

			00.00										06 14	
														2017-02 1
			11,700,0 00.00	100.00%							-1,427,4 64.99			

2017-03

8

159,450,
000.00 73.84%-623,83
6.322017
09 08

2017-05

8


3

4

5

1

2



2017
7
31

2017
08
07 850 -426.10 2.46%

100%

10%

			35000	520,822,202.34	350,168,717.41	270,910,692.49	-7,279,322.41	-7,052,453.12
			5000	114,642,904.16	102,352,824.55	46,334,014.25	-15,195,384.13	-9,854,025.15
			33824.641					
			8		4			

+

App

1

2

3

1

2017 07 13			
2017 08 17			

2017 09 07			
2017 11 08			
2017 11 15			
2017 11 30			
2017 12 08			
2017 12 26			

3				
1.2015	2015	0.1		2015
2.2016	2017 4 25		10	0.30
3.2017	2018 4 2		10	0.35

2017	10,920,000.00	102,020,799.59	10.70%	0.00	0.00%
2016	9,360,000.00	67,465,795.37	13.87%	0.00	0.00%
2015	0.00	-28,947,583.17	0.00%	0.00	0.00%

10		0
10		0.35
10		0
		312,000,000
		10,920,000
		297,517,041.17
		100%
		20
2018	4 2	312,000,000
	1,092 ,	10
		2017
		0.35

1

--	--	--	--	--	--	--	--

2017 8 7

100% 850

2017 8

2017 5

2017 6

2017 9

2017 11

2017 4

2017 5

2017 6

2017 9

2017 11

2017 12

	90
	3
	3

()			()	()	()		
	6,094		2016 2 4	6073			
	3,152		2016 8 22				

2016 8 4

600

2

3

5

4

5

1

2016 9 1 2021 12 31 2016 9 1 2018 12

31 71.42 1,999.76

2

Ayla Networks, Inc. D

2,500 D 9,684,292 2,500

D

3

Ayla Networks, Inc

10,000 7,000 70% 3,000

30%

	2016 08 13	www.cninfo.com.cn
	2017 10 13	www.cninfo.com.cn
	2017 10 13	www.cninfo.com.cn
	2018 02 07	www.cninfo.com.cn

1

1

2

3

2

	13							
	2017 10 28	5,000	2017 12 8	5,000				

3

1

		11,500	0	0
		11,500	0	0

2

4

2017 09 11

NFV

2017 09 11

2017-040

NFV/SDN

NFV/SDN

2017 12 21

2017 12 22

2017-070

2017 12 29

2017 12 29

2017-071

2018 02 13

2018 2 14

2018-008

1

2017 6 12

2017-020

(2017 7 5

2017-024

(2017 9 1

100%

2017 8 7

100% 850

	2017 6 12	
	2017 6 14 2017 08 24	
	2017 09 08 09 21 09 26	
	2017 10 13	
	2017 10 13 2018 2 7	
	2017 12 22	
	2017 12 29	



2

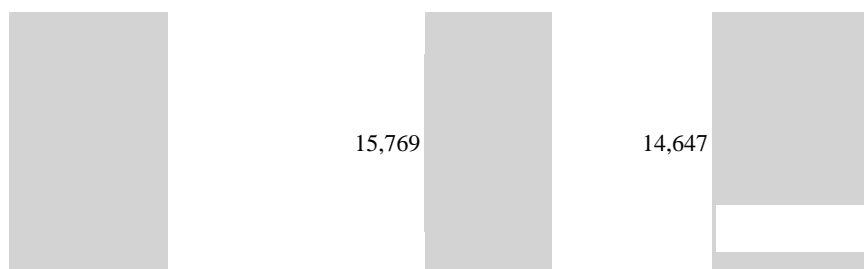
	61,425,000	61,425,000		0		2017 7 21
	14,878,075	14,878,075		0		2017 7 21
	0	0	50	50		2018 3 11
	76,303,075	76,303,075	50	50	--	--

1

2

3

1



10			
		77,025,000	77,025,000
		19,278,019	19,278,019
		14,878,075	14,878,075
		8,888,000	8,888,000
		7,694,900	7,694,900
		5,300,000	5,300,000
-019L-FH002		3,471,173	3,471,173
		3,263,000	3,263,000
	35	2,978,700	2,978,700
		2,874,201	2,874,201
10	10		
	10		
10		8,888,000	
	4		3,262,900

:

12

10

10

10

10

2

	/			
--	---	--	--	--

		2016 06 29	91440400MA4UR6AM9C	: ;) ;) ; ((

3

	2002 12	2015 5
10		

4 **10%**

5

2006

1976

AIA

CFO
2016 8

			2016 08 01		
			2016 03 01		
			2016 08 01		
			2015 11 01		
			2016 06 01		

			2015 03 05		
			2017 05 04		
			2015 08 22		
			2016 07 06		
			2016 07 18		
			2015 01 08		
			2016 06 06		
			2016 08 29		
			2016 09 23		
			2017 03 30		
			2017 05 01		
			2011 09 01	2017 04 30	
			2015 06 12		
			2010 03 16		
			2014 05 01		

			2015 04 15		
			2015 12 18		
			2015 09 18		
			2014 03 14		

			41		46.13	
			38		3.54	
	--	--	--	--	263.19	--

1

	1,201
	1,333
	2,534
	2,534
	0
	724
	386
	978
	80
	366
	2,534
	746
	706
	301
	781
	2,534

2

3

4

1		
2		
3		
7	3	
4		3
	1	
5		
6		
7		

1

2017


IT

2

3

4

1



2

1

2

	2018 04 04	
	2018 4 4 www.cninfo.com.cn	
	100.00%	
	100.00%	
	A B C D E	

	C	B	A	D	
					:
		5%	3,000		:
		5%	1,500		
		5%	500		
	:	2%		5%	1,000
			:	2%	
	5%	700			
	2%				

	www.cninfo.com.cn

	2018 04 02
	XYZH/2018SZA40391

XYZH/2018SZA40391

2017 12 31

2017

2017 12 31

2017

1.	
24 33 2017	1)
1,028,509,734.55	2)
	3)
	4)
	5)
2.	
2017 12 31	6 1
1,952,094,248.40	2
64,287,417.67	
1,887,806,830.73	3
	4
3.	
2017 12 31	3 1
1,097,347,903.61	2
96,047,524.49	
	3

	4
--	---

2017

)

2

3

4

5

6

()

2017 12 31

	1	1,057,264,188.81	473,090,790.82
	2	12,672,850.84	7,364,543.13
	3	1,001,300,379.12	1,040,180,552.69
	4	87,275,961.58	56,954,592.28
	5	175,154,511.62	103,505,070.92
	6	1,887,806,830.73	1,475,676,906.51
	7	34,931,096.82	125,147,277.58
		4,256,405,819.52	3,281,919,733.93
	8	30,000,040.00	40.00
	9	37,278,554.91	
	10	336,543,448.46	338,445,891.28
	11		75,198,632.42
	12	58,438,783.95	38,322,914.36
	13	208,428,206.38	87,042,769.12
	14	3,563,801.45	897,939.18
	15	34,435,776.66	38,602,891.13
	16	4,434,835.92	40,178,064.95
		713,123,447.73	618,689,142.44
		4,969,529,267.25	3,900,608,876.37

()
2017 12 31

	17	715,338,360.00	5,000,000.00
	18	162,475,468.37	188,709,323.07
	19	1,500,287,179.85	1,173,839,364.59
	20	57,926,798.46	29,148,258.01
	21	67,202,926.76	56,874,865.38
	22	135,288,631.22	88,310,339.32
	23	1,004,630.77	
	24	292,581,324.41	122,811,296.42
	25	393,010.00	2,984,783.33
			1,667,678,230.12
	26		120,000.00
	27	1,572,040.00	2,265,050.00
	15	5,429,355.39	
		7,001,395.39	2,385,050.00
		2,939,499,725.23	1,670,063,280.12
	28	312,000,000.00	312,000,000.00
	29	1,073,361,512.19	1,188,889,457.49
	30	30,054.37	
	31	60,340,732.10	55,988,304.42
	32	539,557,811.17	451,249,439.26
		1,985,290,109.83	2,008,127,201.17
		44,739,432.19	222,418,395.08
		2,030,029,542.02	2,230,545,596.25
		4,969,529,267.25	3,900,608,876.37

2017 12 31

		490,551,371.78	218,093,174.73
		10,936,141.52	5,864,543.13
	1	540,346,768.64	636,735,543.33
		187,895,005.22	3,337,834.76
	2	402,324,052.89	106,055,838.00
		183,805,617.80	253,284,399.01
		6,931,421.88	122,317,334.52
		1,822,790,379.73	1,345,688,667.48
	3	1,062,159,823.39	

2017

	33	2,989,786,058.05	2,706,793,456.27
:	33	2,989,786,058.05	2,706,793,456.27
		2,914,276,474.40	2,668,742,753.45
	33	2,387,388,335.08	2,124,722,132.02
	34	19,396,196.22	26,672,604.01
	35	217,432,273.73	221,079,032.54
	36	227,222,279.02	213,681,951.61
	37	6,588,519.98	6,301,488.23
	38	56,248,870.37	76,285,545.04
	39	2,910,535.57	32,925,847.91
	39		-4,326,079.51
	40	-991,104.05	-710,769.48
	41	8,443,239.27	
		85,872,254.44	70,265,781.25
	42	35,803,177.90	32,336,677.49
	43	1,559,467.20	3,404,532.76
		120,115,965.14	99,197,925.98
	44	20,678,157.86	9,290,603.40
		99,437,807.28	89,907,322.58
1.	-	99,437,807.28	89,907,322.58
2.	-		
1.		102,020,799.59	67,465,795.37
2.		-2,582,992.31	22,441,527.21
		40,704.66	
		30,054.37	
1.			
2.			
		30,054.37	
1.			
2.			
3.			
4.			
5.		30,054.37	
6.			
		10,650.29	
		99,478,511.94	89,907,322.58
		102,050,853.96	67,465,795.37
		-2,572,342.02	22,441,527.21
		0.33	0.22
		0.33	0.22

2017

		1,397,569,423.76	1,307,460,194.00
		1,091,396,383.64	1,037,824,296.33
		8,197,823.19	11,354,930.12
		174,215,245.81	178,875,831.99
		80,735,162.75	82,549,202.78
		5,821,813.22	614,005.71
		16,916,367.86	31,352,093.43
			-5,693,234.85
		14,189.87	-363,543.38
		2,908,564.67	
		23,209,381.83	-41,166,944.59
		31,969,753.27	16,700,641.35
		1,297,390.01	2,813,113.47
		53,881,745.09	-27,279,416.71
		10,357,468.32	-2,990,693.13
		43,524,276.77	-24,288,723.58
		43,524,276.77	-24,288,723.58
1.			
2.			
1.			
2.			
3.			
4.			
5.			
6.			
		43,524,276.77	-24,288,723.58

		3,199,290,762.93	2,747,557,900.91
		2,559,334.21	5,394,069.78
	45	185,935,447.53	288,506,689.95
		3,387,785,544.67	3,041,458,660.64
		2,281,669,311.89	1,711,626,156.81
			328,973,597.82
		343,775,381.92	170,164,141.29
		152,091,649.40	532,448,405.48
	45	538,307,195.46	
		3,315,843,538.67	2,743,212,301.40
		71,942,006.00	298,246,359.24
		150,560,000.00	2,516,991.72
		-	
		440,826.88	663,170.00
		8,375,258.57	96,083,961.42
		159,376,085.45	99,264,123.14
		23,772,194.05	20,150,802.65
		302,794,954.42	115,000,000.00
		326,567,148.47	135,150,802.65
		-167,191,063.02	-35,886,679.51
		758,838,360.00	230,000,000.00
	45	22,614,470.36	39,504,103.73
		781,452,830.36	269,504,103.73
		59,016,643.47	623,000,000.00
		16,470,870.60	12,766,675.60
	45	201,537,207.72	10,289,630.75
		277,024,721.79	646,056,306.35
		504,428,108.57	-376,552,202.62
		-3,970,210.63	3,774,846.78
	45	405,208,840.92	-110,417,676.11
	45	410,606,500.03	521,024,176.14
	45	815,815,340.95	410,606,500.03

2017

		1, 794, 772, 081. 63	1, 538, 148, 573. 48
			1, 244. 84
		590, 292, 416. 42	407, 204, 968. 96
		2, 385, 064, 498. 05	1, 945, 354, 787. 28
		1, 527, 526, 981. 76	1, 180, 693, 169. 12
		113, 739, 084. 55	116, 805, 833. 97
		55, 394, 712. 29	82, 244, 746. 41
		877, 439, 503. 96	333, 949, 615. 05
		2, 574, 100, 282. 56	1, 713, 693, 364. 55
		-189, 035, 784. 51	231, 661, 422. 73
		115, 000, 000. 00	

2017

	312,000,000.00				1,188,889,457.49			55,988,304.42		451,249,439.26	222,418,395.08	2,230,545,596.25
	312,000,000.00				1,188,889,457.49			55,988,304.42		451,249,439.26	222,418,395.08	2,230,545,596.25
					-115,527,945.30		30,054.37	4,352,427.68		88,308,371.91	-177,678,962.89	-200,516,054.23
							30,054.37			102,020,799.59	-2,572,342.02	99,478,511.94
					-115,527,945.30						-175,106,620.87	-290,634,566.17
1.											-175,106,620.87	-175,106,620.87
2.												
3.												
4.					-115,527,945.30							-115,527,945.30
								4,352,427.68		-13,712,427.68		-9,360,000.00
1.								4,352,427.68		-4,352,427.68		
2.												
3.										-9,360,000.00		-9,360,000.00
4.												
1.												
2.												
3.												
4.												
1.												
2.												

2017

	312,000,000.00				1,166,656,282.91				55,988,304.42		383,783,643.89	294,757,962.04	2,213,186,193.26
	312,000,000.00				1,166,656,282.91				55,988,304.42		383,783,643.89	294,757,962.04	2,213,186,193.26
					22,233,174.58						67,465,795.37	-72,339,566.96	17,359,402.99
											67,465,795.37	22,441,527.21	89,907,322.58
					22,233,174.58							-94,781,094.17	-72,547,919.59
1.												-94,781,094.17	-94,781,094.17
2.													
3.													
4.					22,233,174.58								22,233,174.58
1.													
2.													
3.													

2017

	312,000,000.00				1,223,597,852.13				55,988,304.42	267,705,192.08	1,859,291,348.63
	312,000,000.00				1,223,597,852.13				55,988,304.42	267,705,192.08	1,859,291,348.63
									4,352,427.68	29,811,849.09	34,164,276.77
										43,524,276.77	43,524,276.77
1.											
2.											
3.											
4.											
									4,352,427.68	-13,712,427.68	-9,360,000.00
1.									4,352,427.68	-4,352,427.68	
2.										-9,360,000.00	-9,360,000.00
3.											
1.											
2.											
3.											
4.											
1.											
2.											
	312,000,000.00				1,223,597,852.13				60,340,732.10	297,517,041.17	1,893,455,625.40

2017

			2003	11	5			
[2003]	3688					[2003]	0228	
2003	11	14						110455
			6,000		2016	3	18	
								914403007542710936
2007	4	11				[2007]	663	
						2006	12	31
6,000		7,500				7,500		
	60,000,000							15,000,000
2008	9	18						
	IDGVC Everbright Holdings Limited							
			39.5%	25.5%	15%			
	IDGVC Everbright Holdings Limited							
						29,625,000		39.5%
						19,125,000		25.5%
						15,000,000	20%	IDGVC Everbright
Holdings Limited						11,250,000	15%	
						[2009]	1174	
								2009
24	24.8							11
								(A)2,500
	1.00							10,000
	2012	4	6			10,000		2011
12	31		100,000,000			10	10	
	100,000,000					200,000,000		
20,000						20,000		

16.70

6,142.50

19.6875% 2016 7 21

2017 8 22

1,560

33,555.60

5%

7,702.50

24.6875% 2017 9 5

1		
2		
3		
4		
5		
6		
7		
8		
9		
10		
11		
12		
13		
14		
15		
16		
17		
18		
19		
20		
21		
22		
23		
24		
25		
26		
27		
28		
29		
30	()	
31		
32		
33		
34		

35		
36		

7

5

1

15

2

12

1.

2.

1 1 12 31

3.

12

4.

5.

6.

7.

,

8.

3

9.

1

2

10.

1

1

2

3

(

)

2

1

2

3

11.

1

100

2

1	
2	
1	
2	

	%	%
1 1		
6		
7-12	5.00	5.00
1-2	10.00	10.00

	%	%
2-3	25.00	25.00
3-4	45.00	45.00
4-5	65.00	65.00
5	100.00	100.00

3

100

12.

1

2

3

4

13.

20% 50%
20%

14.

		()	(%)	(%)
1				
2		30		3.33
3		5		20.00
4		10		10.00
5		8		12.50
6		5		20.00

15.

()

		%	%
	30		3.33

16.

17.

1

3

18.

1

2

	50	
	3 8 10 14 20	
	10	

19.

24.

1

2

3

BOT

15

14

4

95

5

25.

(1)

26.

()

()

27.

28.

1

1 2017 12

2017 30

30

2016

-

		25% 15% 16.5%
	70%	1.2%

16.5%

1.

1 2017 8 17

GR201744200699

2017

15%

2017

2019 15%

2 2017 11 28

GR201742000051

2017

15%

2017

2019

15%

3 2015 8 3

GF201541000027

2015

15%

2015

2017

15%

4 2015 10 10

GF201544000222

2015

15%

2015

2017

15%

5 2016 11 21

GR201644201728

2016

15%

2016

2018

15%

6

2014 12 10

[2011]100

17%

3%

2017 12 31 2017 1 1 2017 1 1
 2016 1 1 12 31 12 31

1.

			291,548.22
	265,282.07	1.0000	265,282.07
	3,226.00		

			410,282,808.07
	345,016,585.22	1.0000	345,016,585.22
	9,037,804.50	6.9370	62,695,249.82
	1,742,261.05	0.8945	1,558,452.51
	138,572.36	7.3068	1,012,520.52
			62,484,290.79
	62,484,045.34	1.0000	62,484,045.34
	18.14	6.9370	125.84
	16.37	7.3068	119.61
			473,090,790.82
			4,713,474.51

	30,369,400.81	33,938,631.80
	34,558,318.88	28,544,534.23
	1,128.17	1,124.76
	176,520,000.00	
	241,448,847.86	62,484,290.79

2.

1

	1,658,376.54	3,601,764.40
	11,014,474.30	3,762,778.73
	12,672,850.84	7,364,543.13

2

3

	70,251,910.35	

				%	
	22,957,518.23	11,478,759.12			

2

			%
6	627,519,448.68		
7-12	118,534,692.06	5,926,734.61	5.00

	58,150.83

4

			(%)	
	19,198,590.00	4	1.75	1,724,911.83
	18,412,933.33	2-4	1.68	9,166,076.04
	14,687,499.55	2	1.34	1,019,624.74
	13,435,226.38	6	1.22	
	12,615,896.00	6	1.15	
	78,350,145.26		7.14	11,910,612.61

5

6

4.

1

		%		%
6	60,988,215.04	69.88	29,008,810.58	50.93
7-12	11,283,679.72	12.93	19,495,526.77	34.23
1-2	11,890,665.23	13.62	5,842,848.40	10.26
2-3	2,801,383.99	3.21	2,306,150.93	4.05
3-4	63,555.42	0.07	290,547.60	0.51
4-5	247,962.18	0.28	10,708.00	0.02
5	500.00	0.01		
	87,275,961.58	100.00	56,954,592.28	100.00

1

1

	908,643.00	
	884,374.07	
	832,300.00	
	804,665.37	

		%		%	
	112,425,085.42	100.00	8,920,014.50	7.93	103,505,070.92
	111,005,085.42	98.74	8,920,014.50	8.04	102,085,070.92
	1,420,000.00	1.26			1,420,000.00
	112,425,085.42	100.00	8,920,014.50	-	103,505,070.92

1

2

			%
6	122,159,622.14		
7-12	20,987,172.12	1,049,358.61	5.00
1-2	20,158,898.73	2,015,889.87	10.00
2-3	13,652,113.33	3,413,028.34	25.00
3-4	7,344,689.35	3,305,110.21	45.00
4-5	1,815,437.09	1,180,034.11	65.00
5	1,821,873.31	1,821,873.31	100.00
	187,939,806.07	12,785,294.45	-

			%
6	58,270,181.33		
7-12	15,422,519.10	771,125.96	5.00
1-2	21,353,451.31	2,135,345.13	10.00
2-3	10,574,054.37	2,643,513.58	25.00
3-4	2,498,263.30	1,124,218.49	45.00
4-5	1,830,870.50	1,190,065.83	65.00
5	1,055,745.51	1,055,745.51	100.00
	111,005,085.42	8,920,014.50	-

3

2

5,411,261.80

1,010,257.54

3

4

	87,846,277.35	19,190,957.12
	68,505,754.19	63,990,166.78
	24,194,414.57	28,139,670.37
	7,393,359.96	1,104,291.15
	187,939,806.07	112,425,085.42

5

				¥	
	51,800,000.00	6		27.56	
	5,000,000.00	6		2.66	
	3,145,210.72	6		1.67	
	2,838,790.80	3		1.51	377,730.00
	2,565,000.00	2-3		1.36	641,250.00
	65,349,001.52			34.76	1,018,980.00

6

7

8

6.

1

	1, 275, 247, 600. 51	4, 880, 242. 36	1, 270, 367, 358. 15
	479, 012, 152. 73	49, 857, 893. 69	429, 154, 259. 04
	67, 127, 414. 86	6, 693, 777. 39	60, 433, 637. 47
	99, 826, 588. 67	2, 299, 813. 57	97, 526, 775. 10
	26, 622, 976. 55	555, 690. 66	26, 067, 285. 89
	2, 266, 362. 90		2, 266, 362. 90
	1, 991, 152. 18		1, 991, 152. 18
	1, 952, 094, 248. 40	64, 287, 417. 67	1, 887, 806, 830. 73

	953, 615, 186. 54		953, 615, 186. 54
	436, 107, 660. 03	52, 496, 147. 10	383, 611, 512. 93
	74, 043, 474. 61	6, 256, 668. 18	67, 786, 806. 43
	50, 587, 690. 71	2, 740, 818. 58	47, 846, 872. 13
	21, 983, 634. 55	1, 737, 626. 76	20, 246, 007. 79
	2, 357, 757. 77		2, 357, 757. 77
	212, 762. 92		212, 762. 92
	1, 538, 908, 167. 13	63, 231, 260. 62	1, 475, 676, 906. 51

2

		4, 880, 242. 36					4, 880, 242. 36
	2, 740, 818. 58	4, 077, 239. 48	1, 271, 166. 51	396, 538. 26	5, 392, 872. 74		2, 299, 813. 57
	1, 737, 626. 76	682, 795. 15	503, 166. 82	161, 361. 79	550, 005. 11	1, 656, 531. 17	555, 690. 66
	6, 256, 668. 18	2, 292, 336. 02		1, 063, 268. 87		791, 957. 94	6, 693, 777. 39
	52, 496, 147. 10	3, 376, 376. 16		219, 453. 38	5, 795, 176. 19		49, 857, 893. 69
	63, 231, 260. 62	15, 308, 999. 17	1, 774, 333. 33	1, 840, 622. 30	11, 738, 054. 04	2, 448, 491. 11	64, 287, 417. 67

1,840,622.30

11,738,054.04

3

7.

	19,910,594.71	2,162,163.40	
	12,870,872.04	7,192,498.17	
	2,117,830.07	300,150.20	
	31,800.00	112,333.33	
		115,000,000.00	
		327,705.53	
		52,426.95	
	34,931,096.82	125,147,277.58	

8.

1

	30,000,040.00		30,000,040.00	40.00		40.00
	30,000,040.00		30,000,040.00	40.00		40.00
	30,000,040.00		30,000,040.00	40.00		40.00

2

									(%)	
	10.00			10.00					0.0008	
	10.00			10.00					0.0026	
	10.00			10.00					0.0007	
	10.00			10.00					0.0006	
		30,000,000.00		30,000,000.00					2.0000	
	40.00	30,000,000.00		30,000,040.00						

9.

1

1.		
2.	44,080,784.70	44,080,784.70
1		
2	44,080,784.70	44,080,784.70
3.		
1		
2		
4	44,080,784.70	44,080,784.70
1.		
2.	6,802,229.79	6,802,229.79
1	1,142,809.76	1,142,809.76
2	5,659,420.03	5,659,420.03
3.		
1		
2		
4	6,802,229.79	6,802,229.79
1.		
2.		
1		
3		
1		
2		
4.		
1.	37,278,554.91	37,278,554.91
2.		

2

	13,702,035.76	
	19,210,569.25	
	32,912,605.01	

10.

1

1.	252,512,755.73	235,087,978.49	21,032,293.51	36,793,412.88	545,426,440.61
2.	76,024,590.45	12,382,208.51	2,421,723.34	8,266,837.32	99,095,359.62
	626,888.23	9,562,529.02	2,321,723.34	4,063,467.93	16,574,608.52
	75,397,702.22				75,397,702.22
		2,819,679.49	100,000.00	4,203,369.39	7,123,048.88
3.	44,279,086.59	20,762,720.90	961,413.35	1,853,337.50	67,856,558.34
	198,301.89	11,031,536.33	930,914.97	1,811,601.29	13,972,354.48
	44,080,784.70	9,731,184.57	30,498.38	41,736.21	53,884,203.86
4	284,258,259.59	226,707,466.10	22,492,603.50	43,206,912.70	576,665,241.89
1.	47,247,236.39	125,392,508.09	10,461,053.52	23,879,751.33	206,980,549.33
2.	13,462,294.62	26,755,695.82	2,881,760.18	8,235,092.50	51,334,843.12
	13,462,294.62	24,707,933.71	2,792,510.18	5,493,162.70	46,455,901.21
		2,047,762.11	89,250.00	2,741,929.80	4,878,941.91
3.	5,727,257.64	10,634,405.73	720,722.40	1,111,213.25	18,193,599.02
	67,837.61	9,636,531.55	714,622.72	1,097,698.27	11,516,690.15
	5,659,420.03	997,874.18	6,099.68	13,514.98	6,676,908.87
4	54,982,273.37	141,513,798.18	12,622,091.30	31,003,630.58	240,121,793.43
1.					
2.					
3.					
4.					
1.	229,275,986.22	85,193,667.92	9,870,512.20	12,203,282.12	336,543,448.46
2.	205,265,519.34	109,695,470.40	10,571,239.99	12,913,661.55	338,445,891.28

2

	110,839,550.26	

11.

1

15-17				75,198,632.42	75,198,632.42
				75,198,632.42	75,198,632.42

2

15-17	75,198,632.42	199,069.80	75,397,702.22	
	75,198,632.42	199,069.80	75,397,702.22	

15-17	78,000,000.00	%	%			%
	78,000,000.00	96.41	100.00			
		-	-			

12.

1

1.	36,285,145.00	3,230,605.23	9,433.96	93,500.00	9,174,011.89	48,792,696.08
2.		310,339.64	16,927.98		23,832,142.65	24,159,410.27
		307,539.64	16,927.98		976,784.67	1,301,252.29
		2,800.00			22,855,357.98	22,858,157.98
3.		303,024.50	5,276.71		849,740.64	1,158,041.85
		303,024.50	5,276.71		849,740.64	1,158,041.85
4.	36,285,145.00	3,237,920.37	21,085.23	93,500.00	32,156,413.90	71,794,064.50
1.	4,172,791.67	1,286,159.90	9,433.96	56,513.37	4,944,882.82	10,469,781.72
2.	725,702.89	319,964.59	95.07	8,467.48	2,141,091.16	3,195,321.19
	725,702.89	319,964.59	95.07	8,467.48	1,806,192.57	2,860,422.60

	9,552,542.37			9,552,542.37
	7,028,439.33			7,028,439.33
	6,812,083.35			6,812,083.35
	3,026,274.91			3,026,274.91
	2,506,874.32			2,506,874.32
	1,846,140.17			1,846,140.17
		136,596,007.21		136,596,007.21
		524,583.48		524,583.48
	109,156,900.05	137,120,590.69		246,277,490.74

2

	9,552,542.37			9,552,542.37
	7,028,439.33			7,028,439.33
	3,026,274.91			3,026,274.91
	2,506,874.32			2,506,874.32
		7,076,929.91		7,076,929.91
		6,812,083.35		6,812,083.35
		1,846,140.17		1,846,140.17
	22,114,130.93	15,735,153.43		37,849,284.36

15.

1

	167,210,169.76	26,657,303.94	142,587,489.34	22,230,048.70
	33,219,970.85	7,385,481.91	98,014,717.93	14,702,207.69
	1,965,050.00	294,757.50	2,265,050.00	339,757.50
	654,888.71	98,233.31	654,888.71	98,233.31
			7,467,009.53	1,120,051.43
			630,616.67	94,592.50
			120,000.00	18,000.00
	203,050,079.32	34,435,776.66	251,739,772.18	38,602,891.13

2

	89,907,864.54	24,584,370.92
	5,910,066.85	6,016,133.30
	95,817,931.39	30,600,504.22

3

2017		6,768,269.88	
2018	22,340,747.08	5,999,610.09	
2019	3,833,639.87	3,521,897.15	
2020	8,098,362.37	2,017,298.56	
2021	6,753,198.74	6,277,295.24	
2022	48,881,916.48		
	89,907,864.54	24,584,370.92	

4

--	--	--

	21, 717, 421. 56	5, 429, 355. 39		
	21, 717, 421. 56	5, 429, 355. 39		

16.

	2, 892, 613. 46	
	1, 542, 222. 46	999, 458. 39
		39, 178, 606. 56
	4, 434, 835. 92	40, 178, 064. 95

0414130 100
 2017 5 26 2018 5 26
 14 WBG/17/1153
 19,600 2017 12 22 2018 3
 22
 744101LG17000021 2018 7 7

2

18.

	145,610,326.71	161,104,037.85
	16,865,141.66	27,605,285.22
	162,475,468.37	188,709,323.07

19.

1

	57,926,798.46	29,148,258.01
1	23,024,267.14	8,804,315.01

2 1

	18,180,721.80	
	18,180,721.80	

21.

1

	56,847,536.28	322,985,495.06	313,256,995.73	66,576,035.61
-	27,329.10	26,548,587.04	25,949,024.99	626,891.15
		4,569,361.20	4,569,361.20	
	56,874,865.38	354,103,443.30	343,775,381.92	67,202,926.76

2

1	56,663,037.63	297,217,883.31	288,127,573.51	65,753,347.43
2	31,000.00	6,816,978.31	6,787,518.31	60,460.00
3	29,753.69	12,005,556.54	11,635,681.71	399,628.52
	8,736.21	10,149,624.68	9,910,145.86	248,215.03
	614.94	712,283.63	695,503.24	17,395.33
	630.34	938,443.86	920,598.74	18,475.46
	19,772.20	205,204.37	109,433.87	115,542.70
4	6,034.00	6,865,515.75	6,536,109.75	335,440.00
5	117,710.96	79,561.15		

	25,498.90	25,598,565.24	25,016,868.19	607,195.95
	1,830.20	950,021.80	932,156.80	19,695.20
	27,329.10	26,548,587.04	25,949,024.99	626,891.15

22.

	98,179,201.83	57,108,509.43
	32,087,757.64	25,678,013.60
	1,464,669.08	1,016,007.77
	1,444,558.82	1,915,582.30
	1,109,632.02	1,556,700.71
	578,886.20	188,864.25
	235,928.38	153,902.03
	136,156.86	692,759.23
	51,840.39	

	737,326.75	2,105,566.75
	292,581,324.41	122,811,296.42

2

1

	2,465,746.99	
	1,730,744.86	
	1,514,984.49	
	918,426.62	
	715,500.00	
	7,345,402.96	

25.

1

	393,010.00	2,984,783.33	
	393,010.00	2,984,783.33	

2

			/				/	
2012	393,010.00		393,010.00	393,010.00		393,010.00		*1
	120,940.00		120,940.00					*2
	116,666.66		116,666.66					*3
	291,666.67		291,666.67					*4
2015	2,062,500.00		2,062,500.00					*5
	2,984,783.33		2,984,783.33	393,010.00		393,010.00		

*1			[2013]27		2012		2
			3,930,100.00		2013	10	
393,010.00	2018		393,010.00				
*2			2011 170				604,700.00
	2013	5	120,940.00				
*3			2011 81				
	40		2015 2		116,666.66		

*4
 [2015]320
 2
 2015
 100
 2015
 291,666.67

*5
 2015 242
 20150164
 450
 2015 2
 2,062,500.00

26.

		120,000.00	
		120,000.00	

27.

1

	2,265,050.00		693,010.00	1,572,040.00
	2,265,050.00		693,010.00	1,572,040.00

2

28.

		+ -					
	312,000,000.00						312,000,000.00

29.

	1,101,906,389.24		28,544,877.05	1,073,361,512.19
	86,983,068.25		86,983,068.25	
	1,188,889,457.49		115,527,945.30	1,073,361,512.19

2.

30.

1

	30,054.37		30,054.37		
	30,054.37		30,054.37		

2

		(-)	
		30,054.37	30,054.37
		30,054.37	30,054.37

31.

	55,988,304.42	4,352,427.68	60,340,732.10
	55,988,304.42	4,352,427.68	60,340,732.10

32.

	451,249,439.26	383,783,643.89
	451,249,439.26	383,783,643.89
	102,020,799.59	67,465,795.37
	4,352,427.68	
	9,360,000.00	
	539,557,811.17	451,249,439.26

33.

	2,978,793,960.59	2,380,369,780.51	2,699,446,926.47	2,120,231,714.83
	10,992,097.46	7,018,554.57	7,346,529.80	4,490,417.19
	2,989,786,058.05	2,387,388,335.08	2,706,793,456.27	2,124,722,132.02

	1,429,561,092.05	1,074,670,502.62	1,329,007,372.14	944,736,835.31
	72,741,653.83	62,550,355.58		
	1,476,491,214.71	1,243,148,922.31	1,370,439,554.33	1,175,494,879.52
	1,028,509,734.55	894,307,685.00	979,738,355.74	852,239,021.18
	312,155,938.63	261,270,302.83	275,091,157.45	246,428,509.87
	135,825,541.53	87,570,934.48	115,610,041.14	76,827,348.47
	10,992,097.46	7,018,554.57	7,346,529.80	4,490,417.19

	2,989,786,058.05	2,387,388,335.08	2,706,793,456.27	2,124,722,132.02

34.

	8,487,396.53	10,476,647.09
	5,953,239.12	7,380,003.73
	2,277,696.36	2,515,300.87
	1,685,176.31	1,345,337.48
	782,560.56	817,287.40
	28,102.46	46,257.49
		3,888,313.41
	182,024.88	203,456.54
	19,396,196.22	26,672,604.01

35.

	48,181,569.87	82,363,800.39
	44,633,411.25	28,265,177.90
	36,227,320.62	32,953,274.35
	31,347,489.90	15,833,038.88
	20,435,352.48	17,107,087.66
	11,084,163.72	6,741,921.04
	492,635.01	123,471.63
	25,030,330.88	37,691,260.69
	217,432,273.73	221,079,032.54

36.

	79,153,940.68	76,399,088.03
	62,522,746.57	58,577,480.51
	21,997,007.85	17,080,198.88

	34,566,003.47	33,642,368.26
	227,222,279.02	213,681,951.61

	8,443,239.27	
	8,443,239.27	

2

				/
	2,506,851.29			
2015	2,062,500.00			
2016	1,000,000.00			
	485,877.69			
2012	393,010.00			
	300,000.00			
2015	300,000.00			
	260,000.00			
2017	200,000.00			
	192,500.00			
	189,000.00			
	120,940.00			
	116,666.67			
	100,000.00			
2017	60,000.00			
	50,000.00			
	50,000.00			
	24,000.00			
	18,000.00			
2016	9,100.00			
	2,893.62			
	1,000.00			
	900.00			
	8,443,239.27		-	

42.

1

	31,848,157.72	5,105,862.84	31,848,157.72
	2,887,466.67	23,452,780.38	2,887,466.67
	1,067,553.51	3,778,034.27	1,067,553.51
	35,803,177.90	32,336,677.49	35,803,177.90

51%

13. 2

2

				/
2017	1,080,000.00			
	975,800.00			
2015	300,000.00			
	291,666.67			
	200,000.00			
	30,000.00			
	10,000.00			
		5,111,120.20		
2016		2,942,000.00		
		2,610,000.00		
2015		2,250,000.00		
PECVD()		1,984,278.08		
		1,574,755.10		
2015		1,200,000.00		
2016		800,000.00		
		659,000.00		

				/
2016		649,000.00		
2016		580,000.00		
		500,000.00		
2012		393,010.00		
2016		300,000.00		
		296,677.00		
		200,000.00		
		200,000.00		
2016		200,000.00		
2016		200,000.00		

	120,115,965.14
/	18,017,394.77
	-2,640,448.90
	-527,653.99
	8,506,403.48
	-4,072,275.49
	6,295,050.92
	-4,900,312.93
	20,678,157.86

45.

1 / / /

1

	116,057,620.96	90,988,003.11
	47,468,262.50	153,326,682.04
	10,170,999.74	26,692,918.29
	6,667,740.10	4,563,623.03
	5,539,071.32	12,842,596.33
	31,752.91	92,867.15
	185,935,447.53	288,506,689.95

2

	272,696,133.11	284,477,535.77
	145,298,265.87	98,287,813.57
	63,139,910.54	86,663,788.68
	57,172,885.94	63,019,267.46
	538,307,195.46	532,448,405.48

3

--	--	--

	22,614,470.36	39,504,103.73
	22,614,470.36	39,504,103.73

4

	201,537,207.72	10,289,630.75
	201,537,207.72	10,289,630.75

2

1.		
	99,437,807.28	89,907,322.58
	56,248,870.37	76,285,545.04
	47,598,710.97	52,778,641.20
	2,860,422.60	3,894,433.93
	1,348,492.38	2,477,239.67
-	991,104.05	710,769.48
-		
-		
-	12,085,712.00	9,190,994.67
-	-2,910,535.57	-32,925,847.91
-	4,167,114.50	-14,009,619.39
-	-187,219.15	
-	-413,186,081.27	37,809,288.77
-	-60,763,136.38	-34,027,712.58
-	324,250,744.22	106,155,303.78
	71,942,006.00	298,246,359.24
2.		
3.		
	815,815,340.95	410,606,500.03
	410,606,500.03	521,024,176.14

	405,208,840.92	-110,417,676.11

3

		8,500,000.00
		8,500,000.00
		124,741.43
		124,741.43
		8,375,258.57

4

	815,815,340.95	410,606,500.03
	291,548.22	323,691.96
	815,523,792.73	410,282,808.07
	815,815,340.95	410,606,500.03

46.

	241,448,847.86	

47.

1

	15,639,365.01	6.5342	102,190,739.88
	132,741.12	7.8023	1,035,686.04
	198,455,411.63	0.8359	165,890,863.13

	3,490,929.30	6.5342	22,810,430.23
	24,832.76	7.8023	193,752.64
	196,000,000.00	0.8359	163,838,360.00
	3,890,862.45	6.5342	25,423,673.42

1.

1

			%					
	2017-5-31	13,000,000.00	100.00		2017-5-31		19,228,831.49	-1,427,464.99
	2017-10-31	168,450,000.00	73.8352		2017-10-31		72,741,653.83	-844,903.66

2

	13,000,000.00	168,450,000.00
	13,000,000.00	168,450,000.00
	12,475,416.52	31,853,992.79
	524,583.48	136,596,007.21

3

	731,299.31	731,299.31	24,599,919.83	24,599,919.83
	587,984.00	587,984.00	368,004.00	368,004.00
	30,355,231.89	30,355,231.89	27,576,666.16	27,576,666.16
	79,765.00	79,765.00	8,648,391.23	8,648,391.23
	1,075,442.28	1,075,442.28	2,186,310.44	2,186,310.44
	16,759,869.16	16,759,869.16	36,151,675.74	36,151,675.74
			12,588,795.01	12,588,795.01
	1,395,452.71	1,395,452.71	2,386,372.32	2,386,372.32
			624.75	624.75
	2,286.04	2,286.04	22,536,485.04	70,186.87
	52,750.25	52,750.25		
			6,500,000.00	6,500,000.00
	35,198,218.22	35,198,218.22	32,057,286.85	32,057,286.85
	7,570.00	7,570.00	37,499,562.23	37,499,562.23
	451,739.51	451,739.51	4,577,065.09	4,577,065.09
	1,760,703.64	1,760,703.64	135,725.53	135,725.53
			23,925.00	23,925.00
	581,488.50	581,488.50	5,818,318.87	5,818,318.87
			1,672,771.78	1,672,771.78
	564,944.25	564,944.25	5,616,574.54	
	12,475,416.52	12,475,416.52	43,142,014.63	26,292,291.00
	12,475,416.52	12,475,416.52	43,142,014.63	26,292,291.00

2.

3.

4.

		%			
	850.00	100.00		2017-8-8	2,877,813.92

2017 8 7

2017 8 8 340 2017 8 510 2017 9 12 850

5.

1.

1

				%	
				100.00	
				100.00	
				100.00	
				100.00	
					51.00
					100.00
					100.00
					100.00
					100.00
					100.00
					100.00
					100.00
					100.00
					100.00
					100.00
					100.00

					%	
						100.00
						100.00
						100.00
						100.00
						100.00
				100.00		
				100.00		
				100.00		
						90.00
						100.00
						100.00
				100.00		
				99.00		1.00
						73.8352
						100.00
						100.00
						100.00
				100.00		
						100.00
						100.00

3

	161,308,465.34	24,601,102.80	185,909,588.14	138,142,417.12	5,429,355.39	143,571,772.51						
	71,590,326.31	4,599,504.94	76,189,831.25	7,841,863.77		7,841,863.77	91,136,352.03	2,437,066.63	93,573,408.66	10,855,498.59		10,855,498.59

4						
5						
2.						
1						
	2016	3	28		461.7877	
	0.7757%			0.7757%		2017 6 28
	2017	5	20			7
					29,611.7207	7
				26.9044%		
				95.7745%		
3.4520%						
	2017	9	1			
					3.452%	2
					0.7735%	2,187,502.00
				100%		
302,922,588.00					187,394,642.70	
115,527,945.30		2017	12	31		100%
2						

	238,704,604.00
	64,217,984.00
	302,922,588.00
/	187,394,642.70
	115,527,945.30
	115,527,945.30

3.

1

2

3

4

5

6

7

4.

5.

1.

1

2017 12

31

	2017 12 31	2016 12 31
-	102,190,739.88	62,717,754.42
-	1,035,686.04	1,012,640.13
-	165,890,863.13	1,564,002.88
-	22,810,430.23	13,150,488.73
-	193,752.64	123,524.30
-		193,435.63
-	25,423,673.42	495,301.80
-	163,838,360.00	

2

2017 12 31

55,150

19,600

3

2.

2017 12 31

78,350,145.26

3.

2017 12 31

	1,057,264,188.81				1,057,264,188.81
	12,672,850.84				12,672,850.84
	1,001,300,379.12				1,001,300,379.12
	175,154,511.62				175,154,511.62
	715,338,360.00				715,338,360.00
	162,475,468.37				162,475,468.37
	1,500,287,179.85				1,500,287,179.85

	1,004,630.77				1,004,630.77
	292,581,324.41				292,581,324.41
	67,202,926.76				67,202,926.76

1

1

		2017		2016	
	5%	11,439,088.15	11,439,088.15	2,925,090.08	2,925,090.08
	5%	-11,439,088.15	-11,439,088.15	-2,925,090.08	-2,925,090.08

2

		2017		2016	
	1%	-3,864,340.59	-3,864,340.59	-42,500.00	-42,500.00
	1%	3,864,340.59	3,864,340.59	42,500.00	42,500.00
	1%	8,986,745.61	8,986,745.61	14,192.72	14,192.72
	1%	-8,986,745.61	-8,986,745.61	-14,192.72	-14,192.72

1.

1

				‰	‰
			200,000.00	24.6875	24.6875
			900,000.00	4.7686	4.7686

29.4561%

2

	2,000,000,000.00			2,000,000,000.00
	9,000,000,000.00			9,000,000,000.00

3

			%	
	77,025,000.00	61,425,000.00	24.6875	19.6875
	14,878,075.00	14,878,075.00	4.7686	4.7686

2.

1. 1

3.

3.

4.

	5%
	5%
Run Liang Tai Management Limited	

1.

1 /

		2017	2016
		174,466.50	
		174,466.50	

2.

			5,423,977.53	2,168,309.92
			5,423,977.53	2,168,309.92

3.

4.

		5,000,000.00	2016 8 25			
		7,915,538.30	2015 10 20			
		50,000,000.00	2017 11 15	2018 11 03		
		HKD196,000,000.0 0	2017 12 22)		

5.

	60.00	20.00
	61.98	47.82
	39.47	18.20
	46.13	45.85
	16.07	13.56
	12.00	4.00
	12.00	4.00
	12.00	4.00
	3.54	
		31.00
		25.11
		23.43

100% N 60%		X 1-N / 2
N 100%	X	0

1)N=2019

/

*100% 2)

2019

2019

2016 1 23

18,021,996.73

42,918,888.64

2016 7

21

3,152

2017 11 28

2016 03 227

10

2016 7 29

600

2012 2014

2017 0306


22621

2018 2 28

2016 9 27

4,935,512.50

15,000



N 60%	0	X
100% N 60%		X 1-N / 2
N 100%	X	0

1) N=2020

*100% 2)

2020

/

2	2018	1	9	2018		
				2017	12	21
						Simcom International
					51,800	Simcom International
				100%		100%
				Simcom International		0.01%
			99.99%			
						4.144
3	2018	1	10			
				100,000,000.00		3
			0.75%			
				4.75%	5.50%	5,000,000.00
				100.00		
2018	3	5				100,000,000.00
			3			
				1.15%		
					4.75%	5.90%
			5,000,000.00		100.00	
4						
2018	2	6	2018	2	9	
			388,500		947,302	
			9,323.8877		29.8843%	
5				Ayla Networks, Inc. ()	2018
						1
						31
					10,000.00	
2.						

2018 4 2

2018 4 2

0.35

312,000,000

1,092

2017

10

3.

1.

1

		%		%	
	18,021,996.73	3.01	9,010,998.37	50.00	9,010,998.36
	579,763,626.76	96.99	48,427,856.48	8.35	531,335,770.28
	544,360,876.47	91.07	48,427,856.48	8.90	495,933,019.99
	35,402,750.29	5.92			35,402,750.29
	597,785,623.49	100.00	57,438,854.85	-	540,346,768.64

		%		%	
	18,021,996.73	2.65	7,456,342.37	41.37	10,565,654.36

	660,838,199.14	97.35	34,668,310.17	5.25	626,169,888.97
	644,367,933.19	94.92	34,668,310.17	5.38	609,699,623.02
	16,470,265.95	2.43			16,470,265.95
	678,860,195.87	100.00	42,124,652.54	-	636,735,543.33

1

				%	
	18,021,996.73	9,010,998.37	2-4	50.00	2017 11 28
	18,021,996.73	9,010,998.37			

2

			%
6	269,455,372.53		
7-12	68,057,967.62	3,402,898.38	5.00
1-2	118,781,869.12	11,878,186.91	10.00
2-3	51,227,976.50	12,806,994.13	25.00
3-4	25,247,931.28	11,361,569.08	45.00
4-5	7,461,575.53	4,850,024.09	65.00
5	4,128,183.89	4,128,183.89	100.00
	544,360,876.47	48,427,856.48	-

			%
6	400,415,851.91		
7-12	64,777,681.46	3,238,884.07	5.00
1-2	119,695,307.08	11,969,530.71	10.00
2-3	42,904,152.41	10,726,038.10	25.00
3-4	10,199,269.66	4,589,671.35	45.00
4-5	6,375,670.67	4,144,185.94	65.00

			%
	644,367,933.19	34,668,310.17	-

2

15,314,202.31

3

4

			%	
	29,879,710.80	6	5.00	
	19,198,590.00	4	3.21	1,724,911.83
	18,021,996.73	2-4	3.01	9,010,998.37
	14,687,499.55	2	2.46	1,019,624.74
	13,435,226.38	6	2.25	
	95,223,023.46		15.93	11,755,534.94

5

6

2.

1

		%		%	
	404,226,382.64	100.00	1,902,329.75	0.47	402,324,052.89
	87,525,457.95	21.65	1,902,329.75	2.17	85,623,128.20
	316,700,924.69	78.35			316,700,924.69
	404,226,382.64	100.00	1,902,329.75	-	402,324,052.89

		%		%	
	107,643,065.14	100.00	1,587,227.14	1.47	106,055,838.00
	27,720,178.53	25.75	1,587,227.14	5.73	26,132,951.39
	79,922,886.61	74.25			79,922,886.61
	107,643,065.14	100.00	1,587,227.14	-	106,055,838.00

1

2

			%
6	76,128,640.50		
7-12	3,602,120.76	180,106.03	5.00
1 2	3,135,689.73	313,568.97	10.00
2 3	3,835,704.95	958,926.24	25.00
3 4	489,945.06	220,475.28	45.00
4 5	297,439.21	193,335.49	65.00
5	35,917.74	35,917.74	100.00
	87,525,457.95	1,902,329.75	-

			%
6	15,409,360.53		
7-12	3,774,344.49	188,717.22	5.00
1 2	6,010,946.11	601,094.61	10.00
2 3	1,947,614.39	486,903.60	25.00
3 4	406,952.30	183,128.54	45.00

			%
5	46,453.44	46,453.44	100.00

3.

1

	1,062,159,823.39		1,062,159,823.39	759,237,235.39	759,237,235.39
	1,062,159,823.39		1,062,159,823.39	759,237,235.39	759,237,235.39

2

	44,950,000.00		44,950,000.00		
	350,000,000.00		350,000,000.00		
	364,287,235.39	302,922,588.00	667,209,823.39		
	759,237,235.39	302,922,588.00	1,062,159,823.39		

4.

	1,394,519,040.01	1,089,445,709.46	1,306,033,222.88	1,036,272,919.45
	3,050,383.75	1,950,674.18	1,426,971.12	1,551,376.88
	1,397,569,423.76	1,091,396,383.64	1,307,460,194.00	1,037,824,296.33

2018 4 2

9

2010

2017

		2017	
	5.11%	0.33	0.33
	3.33%	0.21	0.21

2017

2018 4 2