

SUNSEA Telecommunications Co., Ltd.



2010

002313

2011 3 30

()

.....	4
.....	6
.....	10
.....	15
.....	20
.....	29
.....	30
.....	60
.....	63
.....	69
.....	138

SUNSEA Telecommunications Co., Ltd.

SUNSEA

	1 107	1 107
	0755-26616666-6688	0755-86185752
	0755-26030222-3004	0755-26030222-3218
	pengjian@sunseagroup.com	fanglingling@sunseagroup.com

1 107

1 107

518057

www.sunseagroup.com

pengjian@sunseagroup.com

www.chinainfo.com.cn

002313

2003 11 14

2010 2 3

440301501132494

440301754271093

75427109-3

5022

B 11

	2010	2009		2008
	901,515,411.11	684,971,220.20	31.61%	415,584,198.75
	116,592,533.38	83,508,121.89	39.62%	38,415,006.32
	100,776,227.80	72,542,068.91	38.92%	35,513,068.37
	97,289,620.84	69,866,312.33	39.25%	33,413,582.33
	68,424,579.88	96,049,722.04	-28.76%	66,773,891.53
	2010	2009		2008
	1,436,621,748.17	1,098,302,139.69	30.80%	435,892,158.17
	926,114,286.33	832,338,058.53	11.27%	190,539,762.62
	100,000,000.00	100,000,000.00	0.00%	75,000,000.00

	2010	2009		2008
/	1.01	0.9411	7.32%	0.4735
/	1.01	0.9411	7.32%	0.4735
/	0.97	0.9067	6.98%	0.4455
%	11.50%	26.45%	-14.95%	20.55%
%	11.10%	25.48%	-14.38%	19.34%

/	0.6842	0.9605	-28.76%	0.8903
	2010	2009		2008
/	9.26	8.32	11.31%	2.54

(1)

	PO	97, 289, 620. 84
	NP	100, 776, 227. 80
	EO	832, 338, 058. 53
	E _i	3, 000, 000. 00
	E _j	10, 000, 000. 00
	M	12
	M	1
	M	8
	E _k	---
	M	---
	$\frac{NP}{EO + NP + 2 \cdot E_i + M + M - E_j + M + M \pm E_k + M}$	11. 50%
	$\frac{PO}{EO + NP + 2 \cdot E_i + M + M - E_j + M + M \pm E_k + M}$	11. 10%

(2)

	PO	97, 289, 620. 84
	NP	100, 776, 227. 80
$S_j \times M - M - S_k$	$= S_0 + S_1 + S \times M - M$	S 100, 000, 000. 00

	S_0	100,000,000.00
	S_1	---
	S	---
	S_j	---
	S_k	---
	M	12.00
	M	---
	M_j	---
$=NP \div S$		1.01
$=P_0 \div S$		0.97

(3)

7

	100,000,000.00			100,000,000.00
	591,193,688.37	3,000,000.00		594,193,688.37
	12,456,694.98	9,337,540.30		21,794,235.28
	128,687,675.18	100,776,227.80	19,337,540.30	210,126,362.68
		2,000,000.00	140.00	1,999,860.00
	832,338,058.53	115113768.10	19337680.30	928,114,146.33

			+ -						
	80,000,000	80.00%				-5,000,000	-5,000,000	75,000,000	75.00%
1	17,281	0.02%				-17,281	-17,281		
2	866,123	0.87%				-866,123	-866,123		
3	67,849,315	67.85%				-4,099,315	-4,099,315	63,750,000	63.75%
	67,849,315	67.85%				-4,099,315	-4,099,315	63,750,000	63.75%
4	11,267,281	11.27%				-17,281	-17,281	11,250,000	11.25%
	11,267,281	11.27%				-17,281	-17,281	11,250,000	11.25%
5									
	20,000,000	20.00%				5,000,000	5,000,000	25,000,000	25.00%
1	20,000,000	20.00%				5,000,000	5,000,000	25,000,000	25.00%
2									
3									
4									
	100,000,000	100.00%						100,000,000	100.00%

	29,625,000	0	0	29,625,000		2012-12-4
	19,125,000	0	0	19,125,000		2012-12-4
	15,000,000	0	0	15,000,000		2012-12-4
LDGVC EVERBRIGHT HOLDINGS LIMITED	11,250,000	0	0	11,250,000		2012-12-4
	5,000,000	5,000,000	0	0		2010-3-3
	80,000,000	5,000,000		75,000,000		

[2009] 1174

2009 11 24

2,500

24.80 /

[2009] 166

2009 12 3

"

"

" 002313"

10

10

	6,867				
10					
		29.63%	29,625,000	29,625,000	0

		19.13%	19,125,000	19,125,000	0
		15.00%	15,000,000	15,000,000	0
IDGVC EVERBRIGHT HOLDINGS LIMITED		11.25%	11,250,000	11,250,000	0
		2.65%	2,646,557	0	0
		1.49%	1,491,147	0	0
		1.12%	1,120,411	0	0
		0.99%	990,666	0	0
-005L-FH002		0.89%	886,989	0	0
		0.58%	579,969	0	0
10					
			2,646,557		
			1,491,147		
			1,120,411		
			990,666		
-005L-FH002			886,989		
			579,969		
			558,942		
			550,000		
			501,855		
			456,501		
		22.4758%		3.4667%	

	20.911%	
	IDGVC Everbright Holdings Limited	0.3333% IDG 2.9463%

1

1996 8 9
2600

2

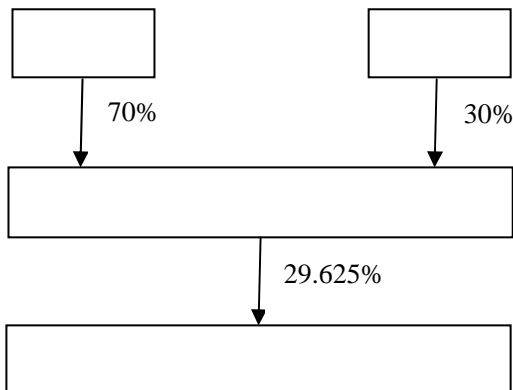
29.625%

"

"

3

4



5

10%

10%

10%

10%

I DGVC Everbri ght Hol di ngs Li mi ted

1

2900

1998 11 24

2

2500

2001 1 28

3

I DGVC Everbri ght Hol di ngs Li mi ted

10,000

2007 6 11

			-							
			46	2010-05-11	2013-05-10	0	0		47.99	
			47	2010-05-11	2013-05-10	0	0		-	
			52	2010-05-11	2013-05-10	0	0		-	
			49	2010-05-11	2013-05-10	0	0		16.57	
			47	2010-05-11	2013-05-10	0	0		6.00	
			43	2010-05-11	2013-05-10	0	0		6.00	
			42	2010-05-11	2013-05-10	0	0		6.00	
			45	2010-05-11	2013-05-10	0	0		3.00	
			49	2010-05-11	2013-05-10	0	0		3.00	
			45	2010-05-11	2013-05-10	0	0		29.14	
			42	2010-05-11	2013-05-10	0	0		30.15	
			44	2010-05-11	2013-05-10	0	0		30.17	
			46	2010-05-11	2013-05-10	0	0		30.10	
	-	-	-						208.12	-

			1996 8 -
			2007 5 -
			2003 1 -
			2007 5 -
			1998 11 -
			1996 8 -
			2007 5 -
			2007 10 -

5

2007 4 1964 2003 11

2007 4 1963 2003 11 2007 4

1958 IDG 2003 11

	1961	2004	2010 5	
2010 5		2007 4		2011 2
	1963	2004		
2007 4				
	1967		2004	
	2009 1			2007
4				
	1968			
				2007 4
	1965			
	2008 4			
			2007 4	
	1961	2001		
				2007
4				
	1965	2004		
		2007 4		
		"	"	
	1968	2004		
		2007 4		
	1966	2004		

	2007 4		,2010 12
	1964	2004	
	2007 4		2007 9
2011 2			
1			
2			6
	3		
1			2010 5 11
2010			
7			
2 2010 4 20			2010
3 2010 5 11			
4 2010 5 11			

1	2010 12 31	2493	
		270	10.83%
		201	8.06%
		1832	73.49%
		190	7.62%
		2493	100%
		192	7.70%
		243	9.75%
		421	16.89%
		1637	65.66%
		2493	100%
	30	1778	71.32%
	30-40	572	22.94%
	40	143	5.74%
		2493	100%

2

1

2

3

7

3

4

3

1

5

6

7

2010 3 25

1

2

3

4

		9	9	0	0	0	
		9	9	0	0	0	
		9	9	0	0	0	
		9	9	0	0	0	
		9	9	0	0	0	
		9	9	0	0	0	
		9	9	0	0	0	

1

IT

2

3

4

5

2

1

3

2010

2011 3 30

www.cni.nfo.com.cn

2010

"

2010

"

2010

2011 3 30

www.cni.nfo.com.cn

	/ /	/
1		
2		
3 1		
2		
1		
2		
3		
4		

5		
6		
2010		

2010 4

(2010)109

2010 10

2010 59

2010 12

[2010] 361

<

>

5%

2010 12

[2009] 65

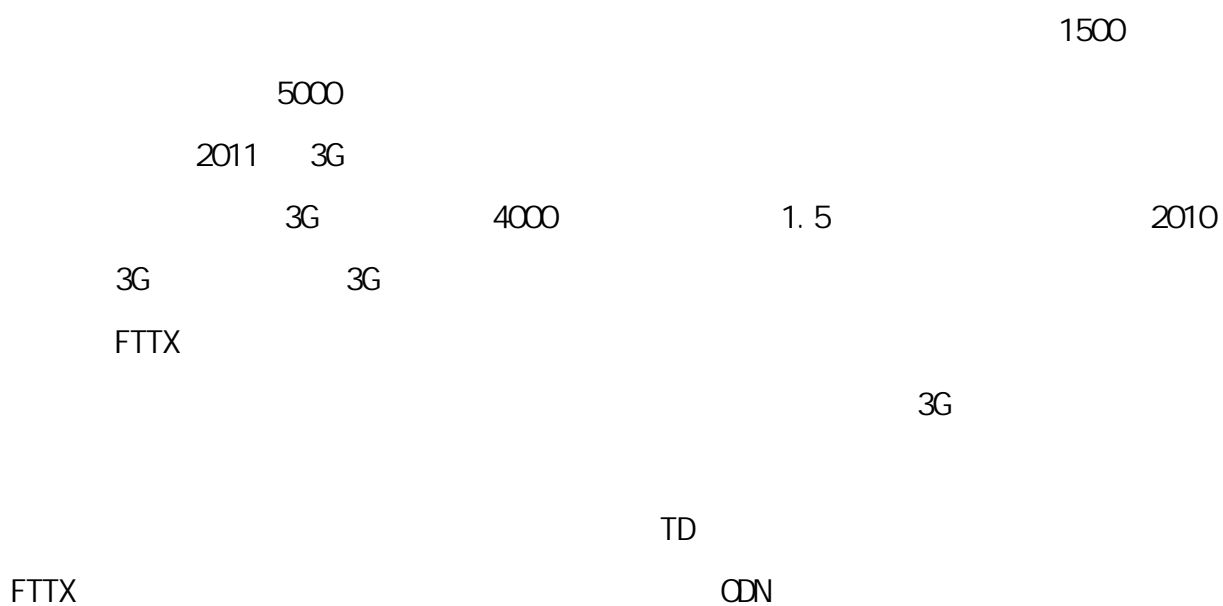
2009

[2008] 62

[2007] 14

	4	2010	2010
	2009	2010	
2010		2010 1 11	2010
1 12		www.cninfo.com.cn	
2010		2010 1 28	2010
1 29		www.cninfo.com.cn	
2009		2010 4 20	2010 4 21
		www.cninfo.com.cn	
2010		2010 5 11	2010
5 12		www.cninfo.com.cn	

1



2010	901, 515, 411. 11	31. 61%
112, 497, 372. 60	39. 98%	
100, 776, 227. 80	38. 92%	

2

1

2

	90,151.54	61,871.52	31.37%	31.61%	30.96%	0.34%
	58,921.36	40,484.12	31.29%	38.58%	36.33%	1.13%
	23,096.83	15,888.20	31.21%	13.71%	17.53%	-2.24%
	2,885.49	1,907.18	33.90%	40.75%	34.59%	3.03%
	5,247.86	3,592.02	31.55%	45.00%	37.34%	3.84%
	90,151.54	61,871.52	31.37%	31.61%	30.96%	0.34%

3G

CDF

3

	8,109.95	-5.93%

:	4,747.90	-5.34%
	3,362.05	-6.76%
	85,403.64	34.53%
	7,015.91	5.02%
	4,534.37	201.53%
	4,405.76	17.30%
	21,240.73	50.27%
	18,505.08	25.07%
	3,360.58	35.09%
	7,959.43	22.68%
	18,381.78	34.81%
	90,151.54	31.61%

5

30%

30%

5%

5

		2010	2009	
		71, 228. 04	54, 697. 48	30. 22%
		3, 952. 45	2, 960. 16	33. 52%
		3, 784. 42	3, 952. 45	- 4. 25%
		58, 921. 36	42, 517. 12	38. 58%
		30, 569. 89	26, 314. 00	16. 17%
		2, 548. 84	1, 520. 42	67. 64%
		2, 389. 96	2, 548. 84	- 6. 23%
		23, 096. 83	20, 312. 10	13. 71%
		3, 288. 55	2, 801. 29	17. 39%
		402. 77	74. 39	441. 43%
		315. 30	402. 77	- 21. 72%
		2, 885. 49	2, 050. 02	40. 75%
		6, 379. 83	4, 266. 34	49. 54%
		431. 76	335. 82	28. 57%
		458. 36	431. 76	6. 16%

		5, 247. 86	3, 277. 42	60. 12%
--	--	------------	------------	---------

3G

3

1

	2010 12 31		2009 12 31		
	132, 090. 19	91. 95%	100, 491. 50	91. 50%	31. 44%
	62, 034. 00	43. 18%	63, 065. 20	57. 42%	- 1. 64%
	2, 010. 45	1. 40%	1, 316. 37	1. 20%	52. 73%
	39, 294. 87	27. 35%	28, 794. 05	26. 22%	36. 47%
	4, 719. 78	3. 29%	95. 82	0. 09%	4825. 67%
	1, 305. 68	0. 91%	1, 218. 55	1. 11%	7. 15%
	22, 725. 41	15. 82%	6, 001. 51	5. 46%	278. 66%
	11, 571. 98	8. 05%	9, 338. 71	8. 50%	23. 91%
	9, 683. 04	6. 74%	8, 072. 19	7. 35%	19. 96%
	175. 66	0. 12%	-	-	-
	42. 23	0. 03%	42. 23	0. 04%	0. 00%
	592. 26	0. 41%	278. 58	0. 25%	112. 60%
	979. 76	0. 68%	945. 71	0. 86%	3. 60%
	99. 03	0. 07%	-	-	-
	143, 662. 17	100. 00%	109, 830. 21	100%	30. 80%

1 90%

2

3

4) 278.66%

3G

5

2

	2010	2009		2008
	901, 515, 411. 11	684, 971, 220. 20	31. 61%	415, 584, 198. 75
	116, 592, 533. 38	83, 508, 121. 89	39. 62%	38, 415, 006. 32
	100, 776, 227. 80	72, 542, 068. 91	38. 92%	35, 513, 068. 37
	97, 289, 620. 84	69, 866, 312. 33	39. 25%	33, 413, 582. 33
	68, 424, 579. 88	96, 049, 722. 04	- 28. 76%	66, 773, 891. 53
	2010	2009		2008
	1,436,621,748.17	1, 098, 302, 139. 69	30. 80%	435, 892, 158. 17
	926, 114, 286. 33	832, 338, 058. 53	11. 27%	190, 539, 762. 62
	100, 000, 000. 00	100, 000, 000. 00	0. 00%	75, 000, 000. 00

3G

31. 61%

3

	56, 052. 40	
	2, 668, 200. 00	
	1, 370, 908. 38	
	- 608, 553. 82	
	3, 486, 606. 96	-

5%

10

4

	2010		2009		
	12, 038. 23	13. 35%	9, 112. 59	13. 30%	32. 11%
	4, 896. 57	5. 43%	3, 613. 44	5. 28%	35. 51%
	- 665. 45	- 0. 74%	313. 37	0. 46%	- 312. 35%
	1, 581. 64	1. 75%	1, 096. 61	1. 60%	44. 23%

1) 32. 11%

2 35. 51%

3 978.82 312.35%

4

5

	2010	2009	
	2,010.45	1,316.37	52.73%
	39,294.87	28,944.94	35.76%
	1,305.68	1,286.46	1.49%
	42,611.00	31,547.77	35.07%
	-	-	-
	14,642.13	9,489.21	54.30%
	31,494.69	13,814.20	127.99%
	1,006.06	460.49	118.48%
	610.45	1,236.24	-50.62%
	1,937.83	1,052.55	84.11%
	49,691.16	26,052.69	90.73%

1

2)

10	PCT/CN2010/071270		PCT	2010-3-24	
11	201020196777.7			2010-5-17	
12	201020196788.5			2010-5-17	
13	201020152228.X			2010-4-1	
14	201020152209.7			2010-4-1	
15	201020165094.5			2010-4-16	
16	201020165095.X			2010-4-16	
17	201020176115.3			2010-4-26	
18	201030151506.5			2010-4-26	
19	201020187028.8			2010-5-11	
20	201020192787.3	FC		2010-5-17	
21	201020191225.7			2010-5-17	
22	PCT/CN2010/072625		PCT	2010-5-11	
23	201020214332.7			2010-6-3	
24	201020214757.8			2010-6-3	
25	PCT/CN2010/073524		PCT	2010-6-3	
26	PCT/CN2010/073526		PCT	2010-6-3	
27	201020227599.X			2010-6-17	
28	201020227413.0			2010-6-17	
29	201010201819.6			2010-6-17	
30	201010201818.1			2010-6-17	
31	201010201987.5			2010-6-17	
32	201010207250.4			2010-6-23	

33	201020238315.7			2010-6-25	
34	PCT/CN2010/074534		PCT	2010-6-25	
35	201020244890.8			2010-7-2	
36	201010240602.6	\		2010-7-29	
37	201010239871.0			2010-7-28	
38	201020274503.5			2010-7-28	
39	201010245140.7			2010-8-4	
40	201020281620.4			2010-8-4	
41	201020505862.7			2010-8-26	
42	201020507607.6			2010-8-27	
43	201020511590.1			2010-8-31	
44	201010264812.9			2010-8-27	
45	201010265290.4			2010-8-27	
46	201010268140.9			2010-8-31	
47	201020505849.1			2010-8-26	
48	201020505891.3			2010-8-26	
49	201020296230.4			2010-8-18	
50	201020507618.4			2010-8-27	
51	201010275758.8			2010-9-8	
52	201020521799.6			2010-9-8	
53	201020260777.9			2010-7-16	
54	201020540260.5			2010-9-25	
55	201020539044.9			2010-9-21	

56	201020550978.2			2010-9-30	
57	201020554629.8			2010-10-10	
58	201020554618.X			2010-10-10	
59	201020554497.9			2010-10-10	
60	201020554615.6			2010-10-10	
61	201030545438.0			2010-10-10	
62	201030545437.6			2010-10-10	
63	201030545441.2	1		2010-10-10	
64	201030545442.7	2		2010-10-10	
65	201030545440.8	3		2010-10-10	
66	201010501456.8			2010-10-9	
67	201030545312.3			2010-10-9	
68	201030545314.2			2010-10-9	
69	201030545317.6			2010-10-9	
70	201020551064.8			2010-9-30	
71	201020551062.9			2010-9-30	
72	201020551066.7			2010-9-30	
73	201020551094.9			2010-9-30	
74	201020550200.1			2010-9-30	
75	201020550167.2			2010-9-30	
76	PCT/CN2010/077235		PCT	2010-9-21	
77	201010288953.4			2010-9-21	
78	201020602372.9			2010-11-11	

79	201020603715.3			2010-11-11	
80	201020602294.2			2010-11-11	
81	10108186.5	Heat Dissipating Structure In a ^A		2010-8-27	
82	201020658363.1			2010-12-14	
83	201030680278.0			2010-12-15	
84	201020656312.5			2010-12-13	
85	201020692193.9			2010-12-30	
86	201020691807.1			2010-12-30	
87	201020696037.X			2010-12-31	
88	201010619729.9			2010-12-31	
89	201010619693.4			2010-12-31	
90	201020658309.7			2010-12-14	
91	201020658385.8			2010-12-14	
92	PCT/CN2010/080661		PCT	2010-12-31	
93	201020056426.6			2010-1-8	
94	201020056425.1			2010-1-8	
95	201020056424.7			2010-1-8	
96	201020130019.5			2010-3-12	
97	201020119389.9			2010-2-11	
98	201020145500.1			2010-3-25	
99	201020160701.9			2010-4-9	
100	201020232988.1			2010-6-23	
101	201020235400.8			2010-6-23	

102	201020252093.4			2010-7-8	
103	201020282856.X			2010-8-5	
104	201020507615.0			2010-8-27	
105	201020652806.6			2010-12-10	

7

	2010	2009	
	4, 515. 27	9, 604. 97	- 52. 99%
	- 7, 022. 83	- 7, 443. 31	- 5. 65%
	- 800. 00	47, 846. 45	- 101. 67%
	- 3, 363. 39	50, 072. 98	- 106. 72%

1

4, 515. 27

5, 089. 70

2

A

4

1

"

"

1994 9 26

440301102844427

2010 12 31

2, 875

6, 808. 22

4, 535. 56

2010

568. 22

142. 22

2011 1 27

8992

100%

2010 12 14

(2010-040)

ENABLENCE

(www.cni.nfo.com.cn 2010 12 14)

2 ---

" " 2004 5 21

440301102817241

2,500

100%

2010 12 31

8,098.40

4,551.56

2010

9,669.95

606.32

3 ---

" " 2010 3 11

420115000023242

3,000

100%

2010 12 31

4,068.97

2,991.52

2010

0

-8.48

2010 3 15

(2010-012)

(

www.cni.nfo.com.cn 2010 3 15)

4 ---

" " 2002 12 18

440111000145649

2011 3 16 301 “ ”

1,500

100%

2011 1 27 3 18 (2011-001)

((2011-007)

(www.cninfo.com.cn 2011 1 27 3 18)

5 ——— “ ” 2010 12 13

450000200026167

1,000 80%

2010 12 15 (2010-041) (

www.cninfo.com.cn 2010 12 15)

2010 12 31 1,001.99 999.93

2010 0 -0.07

6 ——— “ ” 2011 2 28

40600400014611

1,800 51%

2010 12 14 (2010-040)

ENABLENCE ——— (

www.cninfo.com.cn 2010 12 14)

1

1

" " " "

FTTH

100M

"

"

3G

3G

4G

2011

—

"

"

3-5

2011

3000

2013

8000

"

"

1

G

TD

4G

2

2

3 2011

3G

2011

1

2

3

4

5

4

1

2

3

2009 12 24

12

1000

2010 12 31

			2010 12 31
	44201507300052508998	20,665.60	3.06
	79140155300001060	15,194.95	7,610.14
	755901799810803	10,218.99	10,344.80
	814908272208092001	5,475.33	5,541.35
	0142100449063	5,370.75	5,439.57
		56,925.62	28,938.92
2010 12 31		22,909.82	

2010

			56,925.62						15,661.68		
			---						19,454.86		

			1		(2)	(3)	(2)/(1)				
		6,694.96	6,694.96	8,927.73	9,944.59	148.50%	2010	12	3,101.96		
		6,731.16	6,731.16	565.85	1,592.30	23.70%	2010	12	359.04		
		2,718.99	2,718.99	1,072.25	1,926.04	70.80%	2010	12	669.91		
		4,370.76	4,370.76	2,625.98	3,170.09	72.50%	2010	12	1,630.48		
		3,475.33	3,475.33	2,469.87	2,821.84	81.20%	2010	12	1,368.36		
		23,991.20	23,991.20	15,661.68	19,454.86	81.09%			7,129.75		

	2009 12 24		2011 2 24	10,024.60	2009
	12 29	5,000			
		2009 9 30	3,007.98	2009 12 24	
			3,007.98	2009 12 28	
	1				
	2	2007	2009 11	1	
		2	3		
	3	19,454.86	4,536.34		

2010

2010

2010

2010

[2011] 183

"

21

2010

"

2010

2011 3 30

www.cni.nfo.com.cn

"

2010

"

2010

2011 3 30

www.cni.nfo.com.cn

() ---

2010 3 3000

2010 3 15

(2010-012) (

www.cninfo.com.cn 2010 3 15)

2010 10 13

3,457

188864.25 2010 10 15 2010 10

21 (2010-034)

(2010-035)

(www.cninfo.com.cn

2010 10 15 2010 10 21)

() ---

2010 12 918

918 ENABLENCE

--- 2010 12 14

(2010-040)

ENABLENCE

--- (

www.cninfo.com.cn 2010 12 14)

8992

() ---

2010 12 800

—— 2010 12 15
 (2010-041)
 (www.cninfo.com.cn 2010
 12 15)

1		2010-1-12	2010-1-13	
2		2010-3-25	2010-3-29	
3		2010-4-20	2010-4-22	
4		2010-5-11	2010-5-12	
5		2010-6-9	2010-6-10	
6		2010-7-28	2010	
7		2010-10-25	2010-10-26	
8		2010-12-13	2010-12-14	
9		2010-12-30	2010-12-31	

2009

2009

2009

100,000,000.00

10

1

10,000,000.00

2010 6 30

1

2010

2

2010

3

4

5

2010

2010

2011

2010

2010

2010

2010

2010

6

2010 12 31

1

2010

2010

2

		2010	2009	
		47.99	28.51	68.34%
		-	-	-
		-	-	-
		16.57	16.25	1.94%
		6.00	6.00	0.00%
		6.00	6.00	0.00%
		6.00	6.00	0.00%
		3.00	3.00	0.00%
		3.00	3.00	0.00%

		29.14	13.62	113.98%
		30.15	17.34	73.89%
		30.17	18.88	59.80%
		30.10	16.81	79.08%
		0	7.39	-
		208.12	142.80	45.75%
		10,077.62	7,254.21	38.92%

2010			[2011] 124
2010			100, 776, 087. 80
2010	93, 375, 402. 96		
	10%		9, 337, 540. 30
	103, 431, 602. 88		
187, 469, 465. 54			
		2010	
100, 000, 000	10	3	
30, 000, 000. 00			

2010

1 2010 1 12
2009
2010
< >
2 2010 3 25
2009 2009
2009 <2009
> 2009 2009
3 2010 4 20
2010
4 2010 5 11
5 2010 7 28
2010
6 2010 10 25
2010
7 2010 12 30

2010

2010

2010

2010

2010

2010

2010

2010

[2011] 182

2011 3 30

www.cninfo.com.cn

LDGVC

Everbright Holdings Limited

LDGVC

Everbright Holdings Limited

LDGVC

Everbright Holdings Limited

I DGVC

Everbright Holdings Limited

2010 4 23

2009

" " 2010 1 2010
55 4 2007 2010
2010

2011

2011

2010

2010-001	2010	2010-1-12	
2010-002		2010-1-13	
2010-003		2010-1-13	
2010-004	2009	2010-1-13	
2010-005	2010	2010-1-13	
2010-006	2010	2010-1-13	
2010-007	2009	2010-1-27	
2010-008	2010	2010-1-29	
2010-009	2009	2010-2-24	
2010-010		2010-2-25	
2010-011		2010-2-26	
2010-012		2010-3-15	
2010-013		2010-3-29	
2010-014	2009	2010-3-29	
2010-015	2009	2010-3-29	
2010-016		2010-3-29	
2010-017	2009	2010-3-29	
2010-018	2009	2010-4-2	
2010-019		2010-4-9	

2010-020		2010-4-9	
2010-021	2009	2010-4-21	
2010-022		2010-4-22	
2010-023	2010	2010-4-22	
2010-024		2010-4-22	
2010-025		2010-4-22	
2010-026	2010	2010-4-22	
2010-027	2009	2010-4-24	
2010-028	2010	2010-5-12	
2010-029		2010-5-12	
2010-030		2010-5-12	
2010-031		2010-6-10	
2010-032		2010-7-22	
2010-033	2010	2010-7-30	
2010-034		2010-10-15	
2010-035		2010-10-21	
2010-036		2010-10-26	
2010-037	2010	2010-10-26	
2010-038		2010-10-26	
2010-039		2010-12-14	
2010-040		2010-12-14	
2010-041		2010-12-15	
2010-042		2010-12-31	

2010-043		2010-12-31	
2010-044		2010-12-31	

[2011] 124

2010 12 31

2010

1

2

3

2010 12 31

2010

2010 12 31

		620,340,021.60	630,652,073.23
		-	-
		20,104,486.61	13,163,681.31
		392,948,717.97	287,940,483.60
		47,197,812.18	958,172.25
		-	-
		-	-
		13,056,790.73	12,185,458.79
		227,254,050.96	60,015,168.80
		-	-
		-	-
		1,320,901,880.05	1,004,915,037.98
		-	-
		-	-
		-	-
		-	-
		-	-
		96,830,442.13	80,721,850.86
		1,756,596.30	-
		-	-
		-	-
		-	-
		9,797,631.33	9,457,148.29
		-	-
		422,307.77	422,307.77
		5,922,638.11	2,785,794.79
		990,252.48	-
		-	-
		115,719,868.12	93,387,101.71
		1,436,621,748.17	1,098,302,139.69

2010 12 31

		-	-
		-	-
		146,421,313.75	94,892,108.90
		314,946,934.99	138,141,978.87
		11,595,885.27	2,437,208.20
		10,060,603.94	4,604,877.58
		6,104,535.77	12,362,366.95
		-	-
		19,378,328.12	10,525,540.66
		-	-
		-	-
		508,507,601.84	262,964,081.16
		-	-
		-	-
		-	-
		-	3,000,000.00
		-	-
		-	-
		-	-
		-	3,000,000.00
		508,507,601.84	265,964,081.16
		100,000,000.00	100,000,000.00
		594,193,688.37	591,193,688.37
		-	-
		-	-
		21,794,235.28	12,456,694.98
		210,126,362.68	128,687,675.18
		-	-
		926,114,286.33	832,338,058.53
		1,999,860.00	-
		928,114,146.33	832,338,058.53
		1,436,621,748.17	1,098,302,139.69

2010

		100,000,000.00	591,193,688.37	-	-	12,456,694.98	128,687,675.18	-	-	832,338,058.53
		-	-	-	-	-	-	-	-	-
		-	-	-	-	-	-	-	-	-
		100,000,000.00	591,193,688.37	-	-	12,456,694.98	128,687,675.18	-	-	832,338,058.53
		-	3,000,000.00	-	-	9,337,540.30	81,438,687.50	-	1,999,860.00	95,776,087.80
		-	-	-	-	-	100,776,227.80	-	(140.00)	100,776,087.80
		-	-	-	-	-	-	-	-	-
		-	-	-	-	-	100,776,227.80	-	(140.00)	100,776,087.80
		-	3,000,000.00	-	-	-	-	-	2,000,000.00	5,000,000.00
1.		-	-	-	-	-	-	-	2,000,000.00	2,000,000.00
2		-	-	-	-	-	-	-	-	-
3		-	3,000,000.00	-	-	-	-	-	-	3,000,000.00
		-	-	-	-	9,337,540.30	(19,337,540.30)	-	-	(10,000,000.00)
1		-	-	-	-	9,337,540.30	(9,337,540.30)	-	-	-
2		-	-	-	-	-	(10,000,000.00)	-	-	(10,000,000.00)
3		-	-	-	-	-	-	-	-	-
		-	-	-	-	-	-	-	-	-
1		-	-	-	-	-	-	-	-	-
2		-	-	-	-	-	-	-	-	-
3		-	-	-	-	-	-	-	-	-
4		-	-	-	-	-	-	-	-	-
5		-	-	-	-	-	-	-	-	-
		-	-	-	-	-	-	-	-	-
1		-	-	-	-	-	-	-	-	-
2		-	-	-	-	-	-	-	-	-
		100,000,000.00	594,193,688.37	-	-	21,794,235.28	210,126,362.68	-	1,999,860.00	928,114,146.33

		75,000,000.00	46,937,461.37	-	-	6,116,249.52	62,486,051.73	-	-	190,539,762.62
		-	-	-	-	-	-	-	-	-
		-	-	-	-	-	-	-	-	-
		75,000,000.00	46,937,461.37	-	-	6,116,249.52	62,486,051.73	-	-	190,539,762.62
		25,000,000.00	544,256,227.00	-	-	6,340,445.46	66,201,623.45	-	-	641,798,295.91
		-	-	-	-	-	72,542,068.91	-	-	72,542,068.91
		-	-	-	-	-	-	-	-	-
		-	-	-	-	-	72,542,068.91	-	-	72,542,068.91
		25,000,000.00	544,256,227.00	-	-	-	-	-	-	569,256,227.00
1.		25,000,000.00	544,256,227.00	-	-	-	-	-	-	569,256,227.00
2		-	-	-	-	-	-	-	-	-
3		-	-	-	-	-	-	-	-	-
		-	-	-	-	6,340,445.46	(6,340,445.46)	-	-	-
1		-	-	-	-	6,340,445.46	(6,340,445.46)	-	-	-
2		-	-	-	-	-	-	-	-	-
3		-	-	-	-	-	-	-	-	-
		-	-	-	-	-	-	-	-	-
1		-	-	-	-	-	-	-	-	-
2		-	-	-	-	-	-	-	-	-
3		-	-	-	-	-	-	-	-	-
4		-	-	-	-	-	-	-	-	-
5		-	-	-	-	-	-	-	-	-
		-	-	-	-	-	-	-	-	-
1		-	-	-	-	-	-	-	-	-
2		-	-	-	-	-	-	-	-	-
		100,000,000.00	591,193,688.37	-	-	12,456,694.98	128,687,675.18	-	-	832,338,058.53

2010

		925,996,794.69	657,686,346.29

2010 12 31

		601,972,819.11	628,646,141.52
		-	-
		20,104,486.61	13,163,681.31
		392,948,717.97	287,940,483.60
		12,263,092.45	698,978.00
		-	-
		-	-
		44,763,163.23	32,844,661.47
		191,539,807.17	45,381,324.97
		-	-
		-	-


2010 12 31

		-	-
		-	-
		146,421,313.75	94,892,108.90
		308,779,509.88	155,949,087.68
		11,595,885.27	2,437,208.20
		9,409,880.85	4,153,630.32
		5,604,306.21	11,331,838.42
		-	-
		18,141,530.51	8,413,603.71
		-	-
		-	-
		499,952,426.47	277,177,477.23
		-	-
		-	-
		-	-
		-	3,000,000.00
		-	-
		-	-
		-	-
		-	3,000,000.00
		499,952,426.47	280,177,477.23
		100,000,000.00	100,000,000.00
		590,707,152.08	587,707,152.08
		-	-
		-	-
		21,794,235.28	12,456,694.98
		187,469,465.54	113,431,602.88
		-	-
		899,970,852.90	813,595,449.94
		1,399,923,279.37	1,093,772,927.17

2010

		9	5
		6	3
			9
		1	4
			1
		(6
			5

		100,000,000.00	587,707,152.08	-	-	12,456,694.98	113,431,602.88	-	813,595,449.94
		-	-	-	-	-	-	-	-
		-	-	-	-	-	-	-	-
		100,000,000.00	587,707,152.08	-	-	12,456,694.98	113,431,602.88	-	813,595,449.94
		-	3,000,000.00	-	-	9,337,540.30	74,037,862.66	-	86,375,402.96
		-	-	-	-	-	93,375,402.96	-	93,375,402.96
		-	-	-	-	-	-	-	-
		-	-	-	-	-	93,375,402.96	-	93,375,402.96
		-	3,000,000.00	-	-	-	-	-	3,000,000.00
1.		-	-	-	-	-	-	-	-
2		-	-	-	-	-	-	-	-
3		-	3,000,000.00	-	-	-	-	-	3,000,000.00
		-	-	-	-	9,337,540.30	(19,337,540.30)	-	(10,000,000.00)
1		-	-	-	-	9,337,540.30	(9,337,540.30)	-	-
2		-	-	-	-	-	(10,000,000.00)	-	(10,000,000.00)
3		-	-	-	-	-	-	-	-
		-	-	-	-	-	-	-	-
1		-	-	-	-	-	-	-	-
2		-	-	-	-	-	-	-	-
3		-	-	-	-	-	-	-	-
4		-	-	-	-	-	-	-	-
5		-	-	-	-	-	-	-	-
		-	-	-	-	-	-	-	-
1		-	-	-	-	-	-	-	-
2		-	-	-	-	-	-	-	-
		100,000,000.00	590,707,152.08	-	-	21,794,235.28	187,469,465.54	-	899,970,852.90



		75,000,000.00	43,450,925.08	-	-	6,116,249.52	56,367,593.78		180,934,768.38
		-	-	-	-	-	-		-
		-	-	-	-	-	-		-
		75,000,000.00	43,450,925.08	-	-	6,116,249.52	56,367,593.78		180,934,768.38
		25,000,000.00	544,256,227.00	-	-	6,340,445.46	57,064,009.10		632,660,681.56
		-	-	-	-	-	63,404,454.56		63,404,454.56

- =

2010

		925,996,196.69	657,686,346.29
		-	-
		11,991,455.30	6,530,398.39
		937,987,651.99	664,216,744.68
		650,274,951.90	383,682,884.47
		57,974,041.58	41,676,805.57
		49,409,014.55	36,694,938.17
		133,658,631.08	131,480,901.28
		891,316,639.11	593,535,529.49
		46,671,012.88	70,681,215.19
		-	-
		-	-
		110,000.00	35,140.00
		-	-
		-	-
		110,000.00	35,140.00
		32,895,768.42	7,881,979.47
		30,000,000.00	-
		-	-

				"	"		2003	11
5				[2003]	3688			
	[2003]	0228		2003	11	14		
		110455						
						6,000		
			6		20			
	2007	4	11		2007	663		
				2006	12	31		6,000
		7,500		7,500				
60,000,000						15,000,000		2007
14								5
	2008	9	18					
	I DGVC Everbright Holdings Limited							
		39.5%	25.5%	15%				
	I DGVC Everbright Holdings Limited							
		29,625,000						19,125,000
	I DGVC Everbright Holdings Limited							
		15,000,000				11,250,000		
		2008	10	10				440301501132494
					()		25%
	2007	10	23				2008	8
							15	
		2009	9	29				2007
11	18	2007			2008	8	31	2008
		2009	10	14	2009			

				[2009] 1174		2009	11
24	24.8				A	2,500	
	1.00			10,000		2010	2 3
	2010	12	31	10,000.00			

107

—

1 1 12 31

1

2

1

2

"

"

1

2

3

4

5

3

1

2

1

2

4

5

6

1

2

1

100

2

	---	---
	5%	5%

	10%	10%
	25%	25%
	45%	45%
	65%	65%
	100%	100%

3

1

2

3

4

5

1

2

1

1

2

3

4

1

1

2

2

1

2

3

4

3

		%	%
	30	---	3.33
	5	---	20
	10	---	10
	8	---	12.5
	5	---	20

4

1

2

3

1

1

2

3

2

3

3

4

1

1

2

1

2

2

	50	
	10	
	10	
	10	

3

1

2

3

4

5

4

5

1

2

5

5

1

1

2

3

2

1

2

1

2

3

1

2

1

2

1

2

1

1

2

2

1

2

1

2010 7 14

2010 15

4

1

2010

2008 1 1 5
 15% 2008 18% 2008
 9% 2008 9 30
 80% 15% 2008 8

2008 12 16

GR200844200081

2008

15%

2009 3 30

[2009] 62

2008 2010 15%

2

" " 2005

12 27

442805000213825736

2005 2006

2007 1 1 2008 12 31

2009 1 1 2011 12 31 2010

11%

3

" "

1994 9 26

1980 8 26

"

15%

15%

2008 2007 39

2008 1 1

5

2010 22%

1

--	--	--	--	--	--	--	--	--	--

"				3,000.00		3,000.00	100%	100%	
"									
*1									

*1 2010 12 31 30,000,000.00 2010 3 4
 2010 T 3-024 30,000,000.00

2

"				2,875.00		2,875.00	100%	100%	
"									
*2									

*2 2009 6 22,299,302.90 20,673,851.01 142,280.94
 43,115,434.85 51.72% 47.95% 0.33% 2009 6
 18 2009 6 24 21,988,871.78 2009 7 7

3

"				2,500.00		2,500.00	100%	100%	
"									
*3									
"				1,000.00		800.00	80%	80%	
"									
*4									

*3 545 58% 2007 8 1 2007
 10 23 42% 2007
 *4 2010 12 3 800 800 1000 200
 20% 2010 12 31 800 800 200 2010
 904

2

:

	1, 999, 860. 00	---
	1, 999, 860. 00	---

1

2

	11, 127. 70	1. 0000	11, 127. 70	12, 407. 70	1. 0000	12, 407. 70
	580. 00	6. 6227	3, 841. 17	536. 00	6. 8282	3, 659. 92
	2, 521. 00	0. 8509	2, 145. 19	5, 795. 00	0. 8805	5, 102. 38
	26, 000. 00	0. 0813	2, 112. 76	26, 000. 00	0. 0738	1, 918. 33
	850. 00	8. 8065	7, 485. 53	1, 000. 00	9. 7971	9, 797. 10
			26, 712. 35			32, 885. 43
	567, 104, 639. 20	1. 0000	567, 104, 639. 20	605, 727, 275. 67	1. 0000	605, 727, 275. 67
	943, 246. 33	6. 6227	6, 246, 837. 47	374, 648. 20	6. 8282	2, 558, 172. 84
	350, 687. 07	0. 8509	298, 410. 15	576, 273. 2	0. 8805	507, 397. 03
	228, 246. 25	8. 8065	2, 010, 050. 6	50, 507. 59	9. 7971	494, 827. 91
			575, 659, 937. 42			609, 287, 673. 45
	43, 224, 827. 14	1. 0000	43, 224, 827. 14	19, 926, 122. 80	1. 0000	19, 926, 122. 80
	215, 640. 46	6. 6227	1, 428, 122. 07	205, 784. 67	6. 8282	1, 405, 138. 88
	47. 99	8. 8065	422. 62	25. 79	9. 7971	252. 67
			44, 653, 371. 83			21, 331, 514. 35
			620, 340, 021. 60			630, 652, 073. 23

1

	38, 310, 201. 00
	1, 428, 544. 69
	900, 000. 00

	4,000,000.00
	14,626.14
	44,653,371.83

2

	889,235.00	10,000.00
	19,215,251.61	13,153,681.31
	20,104,486.61	13,163,681.31

1

2

3

4

2,400,000.00

:

	2010-9-13	2011-2-25	1,500,000.00	
	2010-12-13	2011-3-13	300,000.00	
	2010-10-18	2011-3-25	600,000.00	
			2,400,000.00	

5

6

5

5

7

8

6,940,805.30

52.73%

1

	---	---	---	---	---	---	---	---
	396,326,081.48	100%	3,377,363.51	0.85%	289,449,399.42	100%	1,508,915.82	0.52%
	396,326,081.48	100%	3,377,363.51	0.85%	289,449,399.42	100%	1,508,915.82	0.52%

	---	---	---	---	---	---	---	---
	396,326,081.48	100%	3,377,363.51	0.85%	289,449,399.42	100%	1,508,915.82	0.52%

	350,839,332.16	88.52%	---	272,558,827.12	94.16%	---
	34,476,831.58	8.70%	1,723,841.58	9,405,323.80	3.25%	470,266.19
	8,806,360.46	2.22%	880,636.05	6,142,796.90	2.12%	614,279.69
	1,439,760.43	0.36%	359,940.11	898,666.40	0.31%	224,666.60
	417,610.89	0.11%	187,924.90	443,785.20	0.16%	199,703.34
	346,185.96	0.09%	225,020.87	---	---	---
	---	---	---	---	---	---
	396,326,081.48	100%	3,377,363.51	289,449,399.42	100%	1,508,915.82

		22, 553. 40		
		219. 00		
		13, 167. 62		
		181, 658. 02		

6

5

5

7

	900,000.00	1.91%
	41,239,355.47	87.38%

3

5

5

4

5

46,239,639.93

4825.82%

1

	---	---	---	---	---	---	---	---
	14,040,620.08	100%	983,829.35	7.01%	12,864,575.45	100%	679,116.66	5.28%
	14,040,620.08	100%	983,829.35	7.01%	12,864,575.45	100%	679,116.66	5.28%
	---	---	---	---	---	---	---	---
	14,040,620.08	100%	983,829.35	7.01%	12,864,575.45	100%	679,116.66	5.28%

	9,596,457.87	68.35%	---	9,361,940.27	72.77%	---
	626,856.97	4.46%	31,342.85	613,802.06	4.77%	30,690.10
	2,025,470.96	14.43%	202,547.10	889,465.89	6.91%	88,946.59
	484,038.66	3.45%	121,009.66	1,758,333.00	13.67%	451,014.56
	1,105,687.06	7.87%	497,559.18	241,034.23	1.88%	108,465.41
	202,108.56	1.44%	131,370.56	---	---	---
	---	---	---	---	---	---
	14,040,620.08	100%	983,829.35	12,864,575.45	100%	679,116.66

2

	123,810.26	---	123,810.26	25,876.37	---	25,876.37
	42,401,661.86	---	42,401,661.86	12,097,635.21	---	12,097,635.21
	30,655,748.37	---	30,655,748.37	8,157,009.35	---	8,157,009.35
	69,480,437.53	2,388,982.65	67,091,454.88	14,867,112.35	---	14,867,112.35
	14,410,659.24	---	14,410,659.24	2,111,007.97	---	2,111,007.97
	229,643,033.61	2,388,982.65	227,254,050.96	60,015,168.80	---	60,015,168.80

2

	---	---	---	---	---
	---	---	---	---	---
	---	---	---	---	---
	---	2,388,982.65	---	---	2,388,982.65
	---	---	---	---	---
	---	2,388,982.65	---	---	2,388,982.65

3

4

5

169,627,864.81

282.64%

1

	64,361,958.00	---	---	64,361,958.00
	48,211,716.01	21,466,626.34	1,829,978.23	67,848,364.12
	2,441,826.19	2,935,292.64	371,646.65	5,005,472.18
	1,961,512.64	279,999.70	75,861.72	2,165,650.62
	116,977,012.84	24,681,918.68	2,277,486.60	139,381,444.92

2

* 64,361,958.00 57,054,111.78 2006 5
22 5000198116

41,016.03

7

8

	233,000.00	---	233,000.00	---	---	---
	1,523,596.30	---	1,523,596.30	---	---	---
	1,756,596.30	---	1,756,596.30	---	---	---

1

2

1,756,596.30

100.00%

3

	10,866,693.79	769,534.02	---	11,636,227.81
1.	8,280,382.00	---	---	8,280,382.00
2	504,016.08	317,305.00	---	821,321.08
3.	35,300.00	---	---	35,300.00
4.	2,046,995.71	452,229.02	---	2,499,224.73
	1,409,545.50	429,050.98	---	1,838,596.48
1.	952,244.00	165,607.68	---	1,117,851.68
2	53,536.96	32,095.87	---	85,632.83
3.	7,942.57	3,530.04	---	11,472.61
4.	395,821.97	227,817.39	---	623,639.36

	---	---	---	---
1.	---	---	---	---
2	---	---	---	---
3	---	---	---	---
4.	---	---	---	---
	9, 457, 148. 29	---	---	9, 797, 631. 33
1.	7, 328, 138. 00	---	---	7, 162, 530. 32
2	450, 479. 12	---	---	735, 688. 25
3	27, 357. 43	---	---	23, 827. 39
4.	1, 651, 173. 74	---	---	1, 875, 585. 37

	422, 307. 77		422, 307. 77	---	---	422, 307. 77

1 2009 6

22, 299, 302. 90

20, 673, 851. 01 142, 280. 94 43, 115, 434. 85

51. 72% 47. 95% 0. 33%

100%

2 43, 115, 434. 85 -

42, 693, 127. 08 * 100%=422, 307. 77

3

	2, 785, 794. 79	4, 214, 464. 86	1, 077, 621. 54	---	5, 922, 638. 11

1

(1)

	6, 750, 175. 51	990, 252. 48	---	---
	6, 750, 175. 51	990, 252. 48	---	---

2

	990, 252. 48	---
	---	---

	2, 188, 032. 48	2, 688, 718. 94	---	515, 558. 56	4, 361, 192. 86
	---	2, 388, 982. 65	---	---	2, 388, 982. 65
	2, 188, 032. 48	5, 077, 701. 59	---	515, 558. 56	6, 750, 175. 51

	125, 286, 225. 14	79, 745, 165. 17
	21, 135, 088. 61	15, 146, 943. 73
	146, 421, 313. 75	94, 892, 108. 90

1

5

5

2

3

51, 529, 204. 85

54. 30%

1	1	311, 122, 358. 70	98. 79%
			137, 840, 384. 31
			99. 78%

1	5	5																	
2		7, 581, 947. 87		2. 41%															
	3																		
3																			
<table border="1"> <tr> <td></td> <td></td> <td></td> <td></td> <td></td> </tr> <tr> <td></td> <td>1, 706, 444. 21</td> <td></td> <td>2011</td> <td>2</td> </tr> <tr> <td></td> <td></td> <td></td> <td></td> <td>70</td> </tr> </table>											1, 706, 444. 21		2011	2					70
	1, 706, 444. 21		2011	2															
				70															
4		176, 804, 956. 12		127. 99%															

1	1	11, 595, 885. 27	100%	2, 437, 208. 20
				100%

1	5	5		
2				
3		9, 158, 677. 07		375. 79%

1	4, 591, 478. 01	68, 770, 930. 41	63, 301, 804. 48	10, 060, 603. 94
2	---	555, 477. 30	555, 477. 30	---
3	---	3, 261, 300. 44	3, 261, 300. 44	---
	---	373, 129. 51	373, 129. 51	---
	---	2, 662, 192. 39	2, 662, 192. 39	---
	---	12, 629. 55	12, 629. 55	---
	---	9, 902. 17	9, 902. 17	---
	---	93, 952. 62	93, 952. 62	---
	---	109, 494. 20	109, 494. 20	---
4	13, 399. 57	---	13, 399. 57	---
5	---	---	---	---
	---	---	---	---
	4, 604, 877. 58	72, 587, 708. 15	67, 131, 981. 79	10, 060, 603. 94
		5, 455, 726. 36		118. 48%

	303,849.96	7,985,629.09
	69,639.90	173,445.29
	237,202.43	81,590.75
	4,994,384.72	3,498,607.57
	157,906.91	103,148.51
	227,208.38	428,254.98
	---	61,524.04
	101,658.18	18,427.19
	12,685.29	11,739.53
	6,104,535.77	12,362,366.95

6,257,831.18

50.62%

1	1	14,404,196.79	74.33%	5,202,932.17	49.43%
1-2	2	713,284.88	3.68%	3,131,501.34	29.75%
2-3	3	2,156,017.03	11.13%	1,025,519.07	9.74%
3		2,104,829.42	10.86%	1,165,588.08	11.08%
		19,378,328.12	100%	10,525,540.66	100%

1

5

5

2

3

	9,821,077.12	2,121,890.79

4

8,852,787.46

84.11%

	---	3,000,000.00

2008 7 2

" " 2008 7 7

2010 11 19

2010 288

300.28

1.31

300.19

" "

A (1)	100,000,000.00	100,000,000.00	100,000,000.00	100,000,000.00
			0	0

			+							
1										
(1)	17,281.00	0.02%	---	---	---	(17,281.00)	(17,281.00)	---	---	
(2)	866,123.00	0.87%	---	---	---	(866,123.00)	(866,123.00)	---	---	
(3)	67,849,315.00	67.84%	---	---	---	(4,099,315.00)	(4,099,315.00)	63,750,000.00	63.75%	
	63,985,291.00	63.98%	---	---	---	(235,291.00)	(235,291.00)	63,750,000.00	63.75%	
	3,864,024.00	3.86%	---	---	---	(3,864,024.00)	(3,864,024.00)	---	---	
(4)	11,267,281.00	11.27%	---	---	---	(17,281.00)	(17,281.00)	11,250,000.00	11.25%	
	11,267,281.00	11.27%	---	---	---	(17,281.00)	(17,281.00)	11,250,000.00	11.25%	
	---	---	---	---	---	---	---	---	---	
	80,000,000.00	80.00%	---	---	---	(5,000,000.00)	(5,000,000.00)	75,000,000.00	75.00%	
2										
(1)	20,000,000.00	20.00%	---	---	---	5,000,000.00	5,000,000.00	25,000,000.00	25.00%	
(2)	---	---	---	---	---	---	---	---	---	
(3)	---	---	---	---	---	---	---	---	---	
(4)	---	---	---	---	---	---	---	---	---	
	20,000,000.00	20.00%	---	---	---	5,000,000.00	5,000,000.00	25,000,000.00	25.00%	
	100,000,000.00	100%	---	---	---	---	---	100,000,000.00	100%	

2009 11 24 24.8

A 2500 500

2010 12 31

A 10,000

2,500

7,500

1.				
1	591, 187, 577. 07	---	---	591, 187, 577. 07
2	---	---	---	---
	591, 187, 577. 07	---	---	591, 187, 577. 07
2				
1	6, 111. 30	---	---	6, 111. 30
2	---	---	---	---
3	---	3, 000, 000. 00	---	3, 000, 000. 00
	6, 111. 30	3, 000, 000. 00	---	3, 006, 111. 30
	591, 193, 688. 37	3, 000, 000. 00	---	594, 193, 688. 37

" "

	12, 456, 694. 98	9, 337, 540. 30	---	21, 794, 235. 28
	12, 456, 694. 98	9, 337, 540. 30	---	21, 794, 235. 28

10%

	128, 687, 675. 18	
+	-	---
	128, 687, 675. 18	
	100, 776, 227. 80	
	9, 337, 540. 30	10%

	10, 000, 000. 00	

	210,126,362.68	

2010 4 20

2009

:

100,000,000

10 1

	897,782,639.79	612,334,369.91	681,566,595.10	468,885,491.17
	3,732,771.32	6,380,849.41	3,404,625.10	3,568,006.91
	901,515,411.11	618,715,219.32	684,971,220.20	472,453,498.08

1

19	91,705,767.31	63,845,676.21	70,349,300.20	50,251,126.36
DDF	63,860,331.84	44,124,425.89	47,487,044.10	33,317,321.97
MDF	161,347,828.43	112,778,110.97	123,493,893.95	87,476,959.90
ODF	191,061,143.71	129,797,747.90	132,979,179.35	91,023,586.45
	81,238,483.87	54,295,266.34	50,861,830.41	34,879,347.97
	99,779,066.35	71,326,613.56	102,669,202.93	66,086,393.31
	28,854,865.08	19,071,802.77	20,500,198.14	14,170,767.42
	131,189,280.37	87,555,366.51	100,451,822.28	69,093,773.91
	7,958,614.57	5,434,142.74	6,123,346.44	4,207,019.31
	32,443,821.48	22,241,998.87	23,503,385.87	16,145,211.17
	12,076,208.10	8,244,067.56	6,552,016.53	5,801,990.31
	901,515,411.11	618,715,219.32	684,971,220.20	472,453,498.08

2

	47,479,022.45	34,878,742.32	50,157,571.10	36,373,141.06
	854,036,388.66	583,836,477.00	634,813,649.10	436,080,357.02
	70,159,096.46	49,937,948.24	66,803,123.17	45,638,589.48

	16, 550, 857. 26	12, 239, 688. 51
	13, 146, 689. 16	10, 627, 318. 51
	2, 327, 704. 13	957, 553. 55
	761, 623. 05	702, 756. 50
	2, 256, 247. 95	553, 135. 56
	2, 463, 655. 81	1, 671, 691. 19
	4, 238, 456. 59	3, 380, 723. 21
	1, 550, 505. 87	222, 490. 50
	1, 186, 086. 33	1, 228, 951. 15
	4, 483, 837. 22	4, 550, 052. 96
	48, 965, 663. 37	36, 134, 361. 64

12, 831, 301. 73

35. 51%

	10, 973, 454. 92	8, 330, 137. 20
	5, 502, 121. 35	5, 310, 686. 46
	10, 684, 960. 91	6, 521, 978. 70
	10, 602, 355. 12	6, 600, 512. 91
	32, 778, 419. 01	22, 934, 481. 29
	3, 629, 363. 28	3, 353, 611. 62
	32, 094, 444. 33	30, 733, 255. 51
	14, 117, 148. 22	7, 341, 231. 00
	120, 382, 267. 14	91, 125, 894. 69

29, 256, 372. 45

32. 11%

	---	3, 813, 003. 34

	7, 074, 694. 42	1, 074, 432. 67
	815, 676. 89	---
	---	571, 323. 13
	562, 860. 74	966, 484. 74
	(958, 339. 93)	---
	(6, 654, 496. 72)	3, 133, 732. 28
	9, 788, 229. 00	312. 35%

	2, 688, 718. 94	592, 835. 26
	2, 388, 982. 65	---
	5, 077, 701. 59	592, 835. 26

	110, 000. 00	31, 740. 00	110, 000. 00
	110, 000. 00	31, 740. 00	110, 000. 00
	---	---	---
	1, 616, 600. 41	1, 060, 519. 00	1, 616, 600. 41
	2, 668, 200. 00	2, 254, 450. 00	2, 668, 200. 00
	---	---	---
	---	---	---
	5, 045. 00	---	5, 045. 00
	95, 842. 55	36, 547. 16	95, 842. 55
	4, 495, 687. 96	3, 383, 256. 16	4, 495, 687. 96
	1, 112, 431. 80	32. 88%	

1.	200, 000. 00	

	4,387,112.14	3,288,051.17
	2,056,580.54	3,353,611.62
	747,103.86	1,173,537.05
	6,950,977.83	6,794,888.80
	7,640,898.77	8,434,422.26
	16,240,938.88	12,088,141.51
	1,174,454.50	4,452,765.59
	982,883.61	909,879.09
	2,291,645.49	4,124,809.77
	729,500.00	476,500.00
	3,810,951.01	3,805,046.45
	46,904,831.05	35,099,807.62
	129,737,806.18	118,365,581.07

3

	---	444,218.72
	---	11,270,495.50
	---	11,714,714.22

4

	100,776,227.80	72,542,068.91
	5,077,701.59	592,835.26
	8,519,379.81	6,635,670.13
	429,050.98	270,138.69
	1,077,621.54	1,237,649.86
" "	(110,000.00)	(31,740.00)
" "	53,947.60	4,511.47
" "	---	---
" "	---	4,257,222.06
" "	---	---
" "	(990,252.48)	---
" "	---	---
" "	(169,627,864.81)	19,196,078.77

" "	(111, 017, 581. 92)	(108, 177, 839. 85)
" "	234, 236, 349. 77	99, 523, 126. 74
	---	---
	68, 424, 579. 88	96, 049, 722. 04
	---	---
	---	---
	---	---
	575, 686, 649. 77	609, 320, 558. 88
	609, 320, 558. 88	108, 590, 808. 43
	---	---
	---	---
	(33, 633, 909. 11)	500, 729, 750. 45

5

	575, 686, 649. 77	609, 320, 558. 88
	26, 712. 35	32, 885. 43
	575, 659, 937. 42	609, 287, 673. 45
	---	---
	---	---
	---	---
	---	---
	---	---
	---	---
	---	---
	575, 686, 649. 77	609, 320, 558. 88
	---	---

1

--	--	--	--	--	--	--	--	--	--	--

						2,600	29.625%	29.625%		27926142-6

2

		62555026-4
		72857244-X
		70846331-8
		69830741-7
		68233386-4

1

2

		585,087.18	0.06%	---	---
		6,391,011.87	0.87%	11,275,577.75	2.68%
		25,283,914.60	3.11%	---	---
		8,717,015.52	1.07%	12,782,307.22	3.04%
	**	---	---	3,722,361.48	86.45%
		40,977,029.17	5.11%	27,780,246.45	92.17%

*

**2009 6

51.72% 47.95% 0.33% (100%)

3

--	--	--	--	--

			---	550,000.00
			---	550,000.00
			1,401,936.76	4,968,189.44
			6,180,011.11	---
			---	1,563,748.40
			7,581,947.87	6,531,937.84

2010 12 31

2,400,000.00

1

"

"

"

"

1 107

223.43

30.00

10

35

16,757.25

2009 9 10

2011 9 9

2

"

"

12,300.76

221,413.68

2010 11 1

2013 10 31

B 20

1,600.00

16,000.00

1,600.00

16

17,920.00

2010 11 21

2013 11 20

1

2011 1 14

918

6,116.63

6,116.63			
	2011	1 27	8,992
		2,875	6,117
2			
2011	2	24	
			5,000
3			
		ENABLENCE	" ENABLENCE"
	---		Foshan Sunsea-Enablence
Optoelectronics Technology Co., Ltd.			51% ENABLENCE
		49%	
			2011 2 28
4			
2011	3	16	" "
			1,500
		100%	
5			
	2010		100,776,087.80
2010		93,375,402.96	
		10%	9,337,540.30
103,431,602.88			187,469,465.54
	2011	3 28	2010
			100,000,000
	10	3	30,000,000.00
	2010	12 31	

()

1

	---	---	---	---	---	---	---	---
	396,326,081.48	100%	3,377,363.51	0.85%	289,449,399.42	100%	1,508,915.82	0.52%
	396,326,081.48	100%	3,377,363.51	0.85%	289,449,399.42	100%	1,508,915.82	0.52%
	---	---	---	---	---	---	---	---
	396,326,081.48	100%	3,377,363.51	0.85%	289,449,399.42	100%	1,508,915.82	0.52%

	350,839,332.16	88.52%	---	272,558,827.12	94.16%	---
	34,476,831.58	8.70%	1,723,841.58	9,405,323.80	3.25%	470,266.19
	8,806,360.46	2.22%	880,636.05	6,142,796.90	2.12%	614,279.69
	1,439,760.43	0.36%	359,940.11	898,666.40	0.31%	224,666.60
	417,610.89	0.11%	187,924.90	443,785.20	0.16%	199,703.34
	346,185.96	0.09%	225,020.87	---	---	---
	---	---	---	---	---	---
	396,326,081.48	100%	3,377,363.51	289,449,399.42	100%	1,508,915.82

2

--	--	--	--

2009	1, 308, 251. 34	321, 530. 14	---	120, 865. 66	1, 508, 915. 82
2010	1, 508, 915. 82	2, 050, 105. 71	---	181, 658. 02	3, 377, 363. 51

3

4

5

181, 658. 02

		125, 458. 00		
		20, 260. 00		
		22, 553. 40		
		219. 00		
		13, 167. 62		
		181, 658. 02		

6

5

5

7

8

		19, 036, 385. 60		4. 80%
		16, 828, 935. 20		4. 25%
		15, 512, 803. 79		3. 91%
		13, 854, 491. 34		3. 50%
		12, 438, 611. 20		3. 14%
		77, 671, 227. 13		19. 60%

9

106, 876, 682. 06

36. 92%

1

--	--	--

---	---	---	---	---	---	---	---
45,706,491.00	100%	943,327.77	2.06%	33,497,346.82	100%	652,685.35	1.95%
45,706,491.00	100%	943,327.77	2.06%	33,497,346.82	100%	652,685.35	1.95%
---	---	---	---	---	---	---	---
45,706,491.00	100%	943,327.77	2.06%	33,497,346.82	100%	652,685.35	1.95%

19,854,724.27	43.44%	---	30,054,711.64	89.72%	---
6,030,803.09	13.19%	30,140.05	613,802.06	1.83%	30,690.10
18,089,129.36	39.58%	190,248.32	889,465.89	2.66%	88,946.59
484,038.66	1.06%	121,009.66	1,698,333.00	5.07%	424,583.26
1,045,687.06	2.29%	470,559.18	241,034.23	0.72%	108,465.40
202,108.56	0.44%	131,370.56	---	---	---
---	---	---	---	---	---
45,706,491.00	100%	943,327.77	33,497,346.82	100%	652,685.35

		69,300.54		
		18,400.00		
		43,600.00		
		202,600.00		
		333,900.54		

6
 7
 8

5 5

32,364,648.31

70.81%

		21,614,648.31	5,428,002.12	1
				1-2
		10,750,000.00		23.52%
		820,000.00	320,000.00	1-2
		803,200.00	540,000.00	1-2
		700,000.00	200,000.00	1-2
		34,687,848.31		75.89%

1.		---	---	---
		---	---	---
		---	---	---
2		93,065,434.85	---	63,065,434.85
		93,065,434.85	---	63,065,434.85
		---	---	---
		93,065,434.85	---	63,065,434.85

1

	100.00%	19,950,000.00	19,950,000.00	---	19,950,000.00
	100.00%	43,115,434.85	43,115,434.85	---	43,115,434.85
	100.00%	30,000,000.00	---	30,000,000.00	30,000,000.00
		93,065,434.85	63,065,434.85	30,000,000.00	93,065,434.85

	897, 782, 639. 79	643, 417, 097. 82	681, 566, 595. 10	497, 040, 729. 15
	3, 913, 369. 60	3, 761, 826. 26	3, 876, 030. 26	3, 050, 299. 28
	901, 696, 009. 39	647, 178, 924. 08	685, 442, 625. 36	500, 091, 028. 43

1

19	91, 705, 767. 31	63, 845, 676. 21	70, 349, 300. 20	50, 572, 184. 08
DDF	63, 860, 331. 84	44, 124, 425. 89	47, 487, 044. 10	33, 530, 188. 51
MDF	161, 347, 828. 43	112, 778, 110. 97	123, 493, 893. 95	88, 035, 855. 89
ODF	191, 061, 143. 71	129, 795, 160. 15	132, 979, 179. 35	91, 605, 142. 06
	81, 238, 483. 87	55, 381, 171. 66	50, 861, 830. 41	35, 102, 194. 39
	99, 779, 066. 35	96, 596, 993. 67	102, 669, 202. 93	91, 668, 121. 65
	28, 854, 865. 08	19, 605, 813. 25	20, 500, 198. 14	14, 261, 305. 37
	131, 189, 280. 37	89, 131, 363. 10	100, 451, 822. 28	69, 535, 218. 53
	7, 958, 614. 57	5, 434, 142. 74	6, 123, 346. 44	4, 233, 898. 23
	32, 443, 821. 48	22, 241, 998. 87	23, 503, 385. 87	16, 248, 363. 97
	12, 256, 806. 38	8, 244, 067. 57	7, 023, 421. 69	5, 298, 555. 75
	901, 696, 009. 39	647, 178, 924. 08	685, 442, 625. 36	500, 091, 028. 43

2

	47, 479, 022. 45	34, 878, 742. 32	50, 157, 571. 10	36, 373, 141. 06
	854, 216, 986. 94	612, 300, 181. 76	635, 285, 054. 26	463, 717, 887. 37
	70, 159, 096. 46	49, 937, 948. 24	66, 803, 123. 17	45, 638, 589. 48
	45, 343, 737. 11	32, 841, 977. 41	15, 037, 661. 30	10, 986, 437. 55
	44, 057, 644. 14	30, 924, 657. 30	37, 559, 025. 46	25, 834, 539. 44
	212, 587, 878. 33	147, 580, 229. 85	141, 819, 398. 91	124, 748, 432. 00
	185, 050, 849. 92	131, 205, 756. 88	147, 957, 233. 84	100, 964, 556. 90
	33, 605, 800. 38	24, 770, 533. 38	24, 876, 369. 79	17, 831, 742. 70
	79, 594, 272. 20	60, 670, 996. 54	64, 878, 805. 20	45, 209, 736. 18
	183, 817, 708. 40	134, 368, 082. 16	136, 353, 436. 59	92, 503, 853. 12
	901, 696, 009. 39	647, 178, 924. 08	685, 442, 625. 36	500, 091, 028. 43

3

	78,142,528.82	8.70%
	28,000,333.43	3.12%
	27,171,679.32	3.03%
	23,630,666.97	2.63%
	22,799,999.20	2.54%
	179,745,207.74	20.02%

()

	93,375,402.96	63,404,454.56
	4,253,671.27	582,930.95
	5,491,065.32	4,769,946.45
	258,725.79	187,334.85
	1,048,465.09	1,237,649.86
" "	(110,000.00)	(31,740.00)
" "	52,885.10	4,511.47
" "	---	---
" "	---	4,257,222.06
" "	---	---
" "	(884,957.08)	---
" "	---	---
" "	(147,737,504.80)	25,090,598.92
" "	(118,500,314.24)	(127,985,160.50)
" "	209,423,573.47	99,163,466.57
	---	---
	46,671,012.88	70,681,215.19
	---	---
	---	---
	---	---
	557,319,447.28	607,314,627.17
	607,314,627.17	108,482,472.24
	---	---
	---	---

	(49,995,179.89)	498,832,154.93

1	56,052.40	27,228.53
2	---	---
3	2,668,200.00	2,254,450.00
4	---	---
5	---	---
6	---	---
7	---	---
8	---	---
9	---	---
10	---	---
11	---	---
12	---	---
13	---	---
14	---	---
15	---	---
16	---	---
17	---	---
18	---	---
19	---	---

	11. 50%	1. 01	1. 01
	11. 10%	0. 97	0. 97

1.

1

	P	100, 776, 227. 80
	A	3, 486, 606. 96
	PO-P-A	97, 289, 620. 84
	EO	832, 338, 058. 53
	Ei	3, 000, 000. 00
	Ej	10, 000, 000. 00
	M0	12. 00
	M1	1. 00
	Mj	8. 00
(+ -)	Ek	---
	Mk	---
	$D=EO \div P \div 2 \times Ei \times$ $M1 \div M0 \times Ej \times Mj \div$ $M0+Ek \times Mk \div M0$	876, 059, 505. 76
	$E=P \div D$	11. 50%
	$F=PO \div D$	11. 10%

2

	P	100, 776, 227. 80
	A	3, 486, 606. 96
	PO-P-A	97, 289, 620. 84
	SO	100, 000, 000. 00
	S1	---
	Si	---

	Ml	---
	$S = S_0 - S_1 - S_i \times M_i \div M_0$ $S_j \times M_j \div M_0 - S_k$	100,000,000.00
	B=P÷ S	1.01
	C=PO÷ S	0.97

3

2

3

2011 3 28

2010